



## NOTES:

- DRAWING AREAS TO BE READ AND NOT TO BE SCALED.
- ALL DIMENSIONS ARE IN MILLIMETERS UNLESS MENTIONED OTHERWISE.
- ANY DISCREPANCY FOUND SHOULD BE BROUGHT TO THE NOTICE OF THIS OFFICE.
- IMPLEMENTATION OF THE LAYOUT PLANS IS SUBJECT TO APPROVAL OF LOCAL BODY AND OTHER STATIONERY BODIES.

## DOOR SCHEDULE

D	1.5 M X 2.1 M	WOODEN FRAME WITH WOODEN DOOR
D3	0.9 M X 2.1 M	WOODEN FRAME WITH PVC DOOR
D3a	0.9 M X 2.1 M	WOODEN FRAME WITH WOODEN DOOR
D4	0.8 M X 2.1 M	WOODEN FRAME WITH WOODEN FRAME WITH WOODEN DOOR
D6	1.5 M X 2.1 M	WOODEN DOOR
WINDOW SCHEDULE		
W1	2.0 M X 1.2 M	ALUMINIUM DOUBLE PANEL WINDOW
W2	1.8 M X 1.2 M	ALUMINIUM DOUBLE PANEL WINDOW
W4	1.2 M X 1.2 M	ALUMINIUM DOUBLE PANEL WINDOW
W6a	4.7 M X 2.95 M	ALUMINIUM DOUBLE PANEL WINDOW

## AREA STATEMENT

Sr.No	FLOOR	BUILT-UP AREA (sq.m.)
1	Ground Floor	1619.56
2	First Floor	1619.56
3	Second Floor	1193.9
4	Third Floor	1193.9
5	Terrace Floor	156.25
6	Total Area	5783.17

## LEGEND

- PLOT BOUNDARY : BLACK LINE
- PROPOSED WORK : RED LINE
- EXISTING WORK TO BE DEMOLISHED : YELLOW HATCH
- EXISTING WORK TO BE RETAINED : HATCH
- DRAINAGE LINE : BLACK DOTTED LINE
- WATER LINE : RED DOTTED LINE

## BRIEF SPECIFICATION

- 200 MM THK EXTERNAL WALLS
- 150 MM THK INTERNAL WALLS
- R.C.C. SHEER WALL
- 200 MM THK AAC BLOCK
- 12MM THK INT. PLASTER
- 18MM THK EXT. PLASTER

## CERTIFICATE OF AREA

CERTIFIED THAT THE PLOT UNDER REFERENCE WAS SURVEYED BY ME AND THE DIMENSIONS OF SIDES OF THE PLOT ARE CORRECT AND THE AREA SO WORKED OUT FALLS WITH THE AREA AND STATED IN THE DOCUMENTS OWNERSHIP / T.P. SCHEME RECORDS / LAND RECORDS DEPT.

SIGN:

PROJECT:  
ARCHITECTS SIGN & STAMP:

OWNERS

REGISTRAR, YASHWANTRAO  
CHAVAN ACADEMY OF  
DEVELOPMENT ADMINISTRATION  
(YASHADA, TATYAWADE, PUNE.

JOB NO.	DATE	SCALE	NORTH	DRAWN	CHECKED
15/02/2024	1:100			ARAVINDA ARAVINDA	DR. S. SHRINIG G. SHRIDHAR

CONSULTANT ARCHITECT:  
DEEP TECHNOLOGICAL UNIVERSITY,  
SHIVAJINAGAR, PUNE - 411 005

YASHADA CONVENTION CENTRE,  
TATYAWADE PUNE  
FIRST FLOOR PLAN

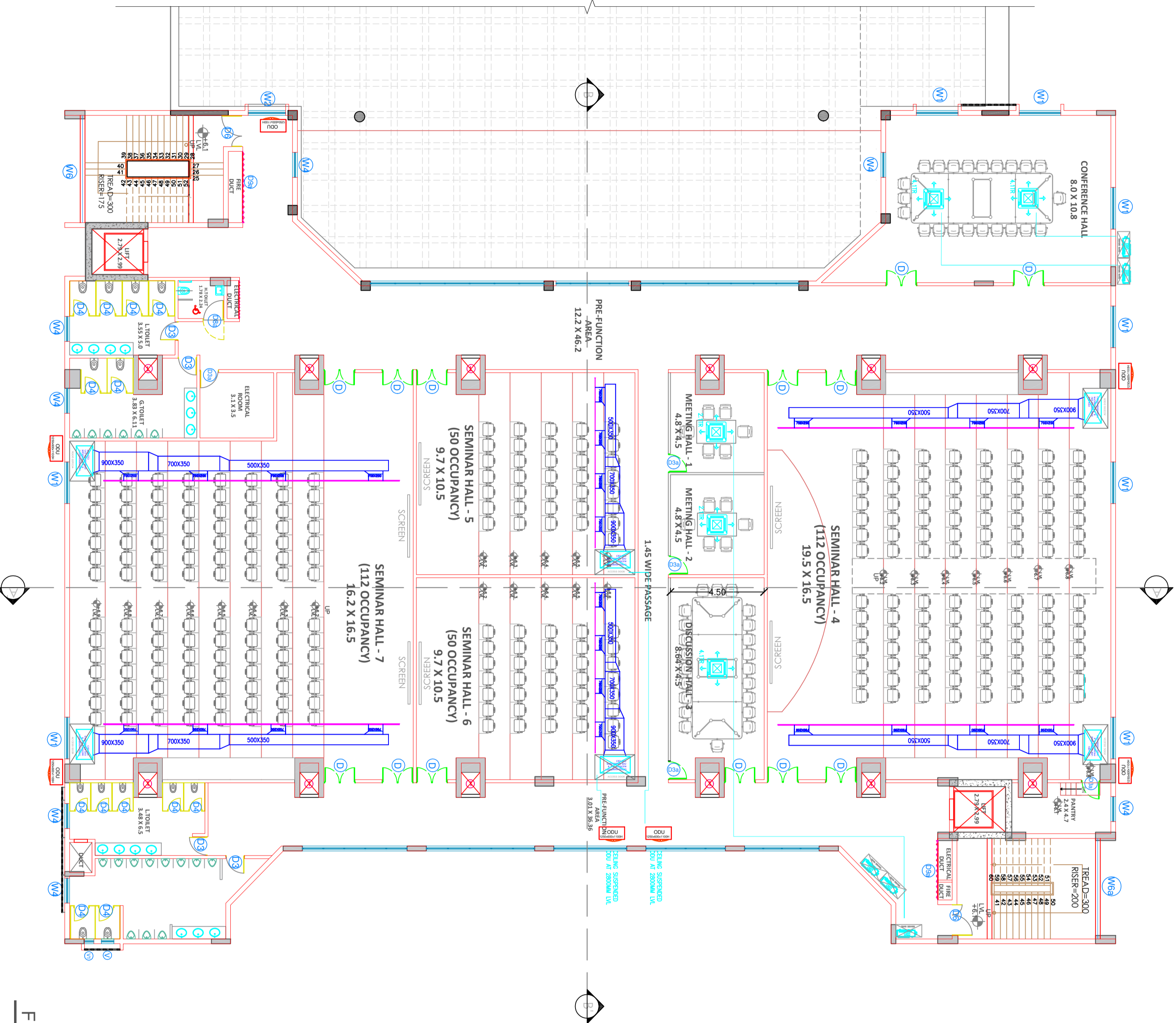
S.NO

02

## FIRST FLOOR PLAN

1:100 (A1)

2





## NOTES:

- DRAWING AREAS TO BE READ AND NOT TO BE SCALED.
- ALL DIMENSIONS ARE IN MILLIMETERS UNLESS MENTIONED OTHERWISE.
- ANY DISCREPANCY FOUND SHOULD BE BROUGHT TO THE NOTICE OF THIS OFFICE.
- IMPLEMENTATION OF THE LAYOUT PLANS IS SUBJECT TO APPROVAL OF LOCAL BODY AND OTHER STATIONARY BODIES.

## DOOR SCHEDULE

D3	0.9 M X 2.1 M	WOODEN FRAME WITH PVC DOOR
D6	1.5 M X 2.1 M	WOODEN FRAME WITH WOODEN DOOR
D7	2.0 M X 2.1 M	WOODEN FRAME WITH WOODEN DOOR
D8	1.0 M X 2.1 M	WOODEN FRAME WITH WOODEN DOOR

## WINDOW SCHEDULE

W	2.4 M X 1.2 M	ALUMINIUM DOUBLE PANEL WINDOW
W1	2.0 M X 1.2 M	ALUMINIUM DOUBLE PANEL WINDOW
W2	1.8 M X 1.2 M	ALUMINIUM DOUBLE PANEL WINDOW
W3	1.8 M X 1.2 M	ALUMINIUM DOUBLE PANEL WINDOW
W6b	4.7 M X 2.15 M	ALUMINIUM DOUBLE PANEL WINDOW
W5	1.0 M X 1.2 M	ALUMINIUM DOUBLE PANEL WINDOW

## AREA STATEMENT

Sr.No	FLOOR	BUILT-UP AREA (Sq.m.)
1	Ground Floor	1619.56
2	First Floor	1619.56
3	Second Floor	1193.9
4	Third Floor	1193.9
5	Terrace Floor	156.25
6	Total Area	5783.17

## LEGEND

- PLOT BOUNDARY : BLACK LINE
- PROPOSED WORK : RED LINE
- EXISTING WORK TO BE DEMOLISHED : YELLOW HATCH
- EXISTING WORK TO BE RETAINED : HATCH
- DRAINAGE LINE : BLACK DOTTED LINE
- WATER LINE : RED DOTTED LINE

## BRIEF SPECIFICATION

- 200 MM THK EXTERNAL WALLS
- 150 MM THK INTERNAL WALLS
- R.C.C. SHEER WALL
- 200 MM THK AAC BLOCK
- 12MM THK INT. PLASTER
- 18MM THK EXT. PLASTER

## CERTIFICATE OF AREA

CERTIFIED THAT THE PLOT UNDER REFERENCE WAS SURVEYED BY ME AND THE DIMENSIONS OF SIDES OF THE AREA SO WORKED OUT FALLS WITH THE AREA AND STATED IN THE DOCUMENTS OWNERSHIP / T.P. SCHEME RECORDS / LAND RECORDS DEPT.

SIGN: \_\_\_\_\_

PROJECT: ARCHITECTS SIGN &amp; STAMP:

OWNERS: \_\_\_\_\_ SIGN: \_\_\_\_\_

REGISTRAR, YASHWANTRAO CHAVAN ACADEMY OF DEVELOPMENT ADMINISTRATION (YASHADA), TATYAWADE, PUNE.

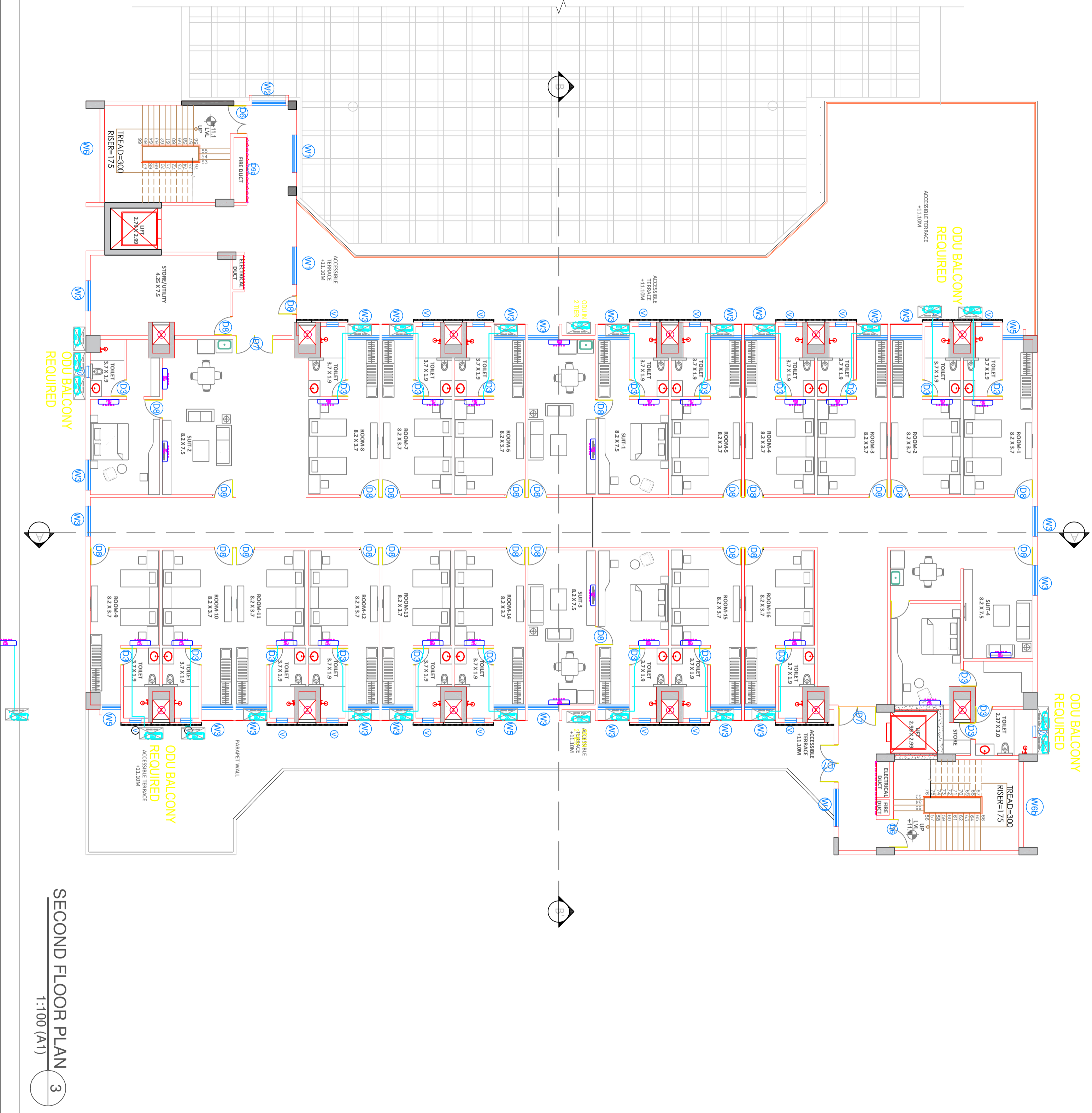
JOB NO.	DATE	SCALE	NORTH	DRAWN	CHECKED
15/02/2024	1:100			ARCHITECT	REGISTRAR

CONSULTANT ARCHITECT:  
DEEP TECHNOLOGICAL UNIVERSITY,  
SHIVAJINAGAR, PUNE - 411 005

YASHADA CONVENTION CENTRE,  
TATYAWADE, PUNE

SNO

03



SECOND FLOOR PLAN

1:100 (A1)

3

- NOTES:
- DRAWING AREAS TO BE READ AND NOT TO BE SCALED.
  - ALL DIMENSIONS ARE IN MILLIMETERS UNLESS MENTIONED OTHERWISE.
  - ANY DISCREPANCY FOUND SHOULD BE BROUGHT TO THE NOTICE OF THIS OFFICE.
  - IMPLEMENTATION OF THE LAYOUT PLANS IS SUBJECT TO APPROVAL OF LOCAL BODY AND OTHER STATIONERY BODIES.

DOOR SCHEDULE	
D3	0.9 M X 2.1 M WOODEN FRAME WITH PVC DOOR
D6	1.5 M X 2.1 M WOODEN FRAME WITH WOODEN FRAME WITH WOODEN FRAME WITH WOODEN DOOR
D7	2.0 M X 2.1 M WOODEN FRAME WITH WOODEN DOOR
D8	1.0 M X 2.1 M WOODEN FRAME WITH WOODEN DOOR
WINDOW SCHEDULE	
W	2.4 M X 1.2 M ALUMINIUM DOUBLE PANEL WINDOW
W1	2.0 M X 1.2 M ALUMINIUM DOUBLE PANEL WINDOW
W2	1.8 M X 1.2 M ALUMINIUM DOUBLE PANEL WINDOW
W3	1.6 M X 1.2 M ALUMINIUM DOUBLE PANEL WINDOW
W4b	4.7 M X 2.15 M ALUMINIUM DOUBLE PANEL WINDOW
W5	1.0 M X 1.2 M ALUMINIUM DOUBLE PANEL WINDOW

AREA STATEMENT		
Sr.No	FLOOR	BUILT-UP AREA (Sq.m.)
1	Ground Floor	1619.56
2	First Floor	1619.56
3	Second Floor	1193.9
4	Third Floor	1193.9
5	Terrace Floor	156.25
6	Total Area	5783.17

- LEGEND
1. PLOT BOUNDARY : BLACK LINE
  2. PROPOSED WORK : RED LINE
  3. EXISTING WORK TO BE DEMOLISHED : YELLOW HATCH
  4. EXISTING WORK TO BE RETAINED : HATCH
  5. DRAINAGE LINE : BLACK DOTTED LINE
  6. WATER LINE : RED DOTTED LINE

- BRIEF SPECIFICATION
- A. 230 MM THK EXTERNAL WALLS
  - B. 150 MM THK INTERNAL WALLS
  - C. R.C.C. SHEER WALL
  - D. 200 MM THK AAC BLOCK
  - E. 12MM THK INT. PLASTER
  - F. 18MM THK EXT. PLASTER

CERTIFICATE OF AREA  
 CERTIFIED THAT THE PLOT UNDER REFERENCE WAS SURVEYED BY ME AND THE DIMENSIONS OF SIDES OF THE PLOT ARE AS STATED IN THE DRAWING. THE AREA SO WORKED OUT FALLS WITH THE AREA STATED IN THE DOCUMENTS OWNERSHIP / T.P. SCHEME RECORDS / LAND RECORDS DEPT.

SIGN: \_\_\_\_\_

PROJECT: \_\_\_\_\_

ARCHITECTS SIGN & STAMP: \_\_\_\_\_

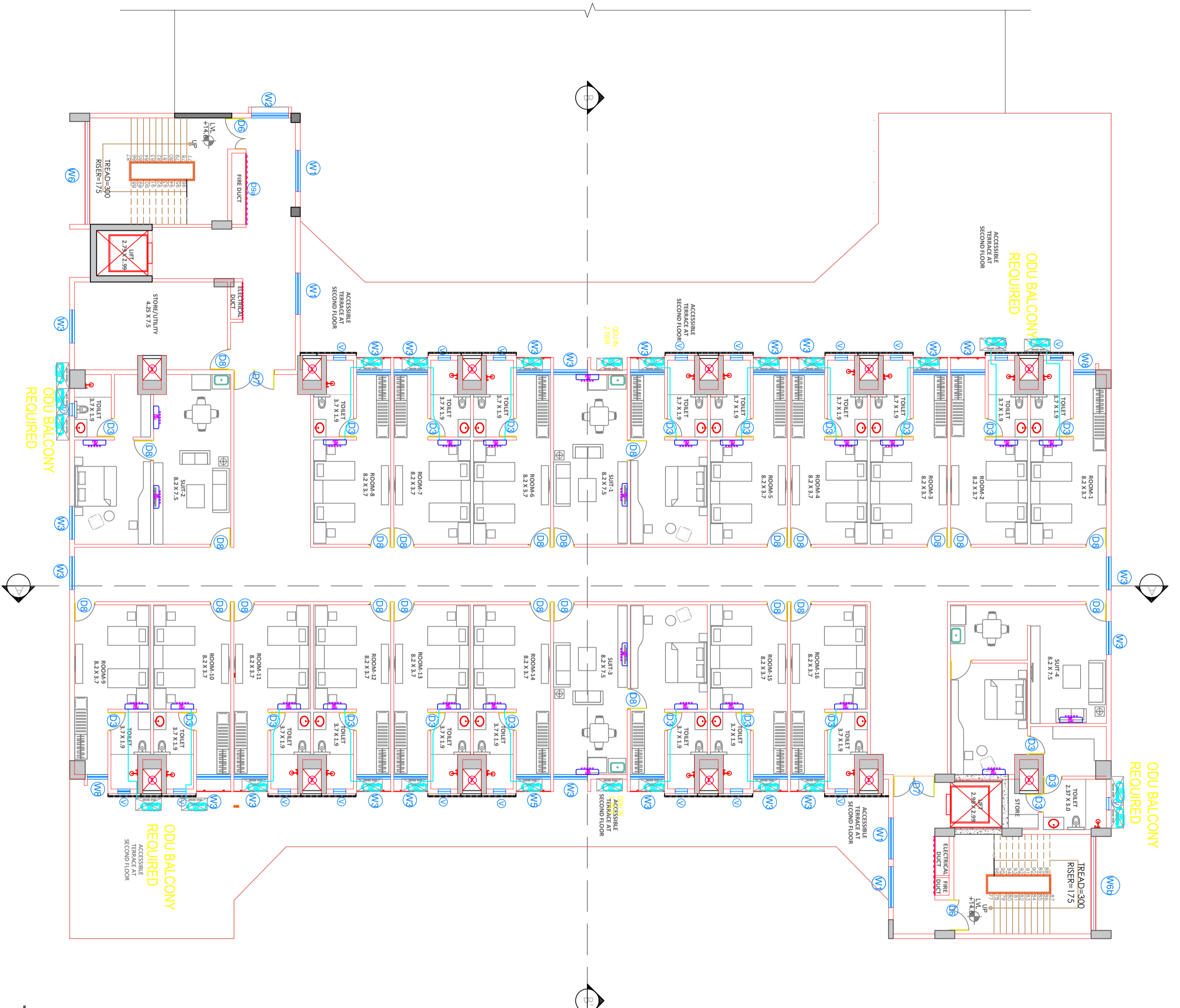
OWNERS	SIGN
REGISTRAR, YASHWANTRAO CHAVAN ACADEMY OF DEVELOPMENT ADMINISTRATION (YASHADA), YATHAWADE, PUNE.	

JOB NO.	DATE	SCALE	NORTH	DRAWN	CHECKED
15/02/2024	1:100			ARAVINDA	DR. S. SHRINAG

CONSULTANT ARCHITECT:  
 DEEP TECHNOLOGICAL UNIVERSITY,  
 SHIVAJINAGAR, PUNE - 411 005

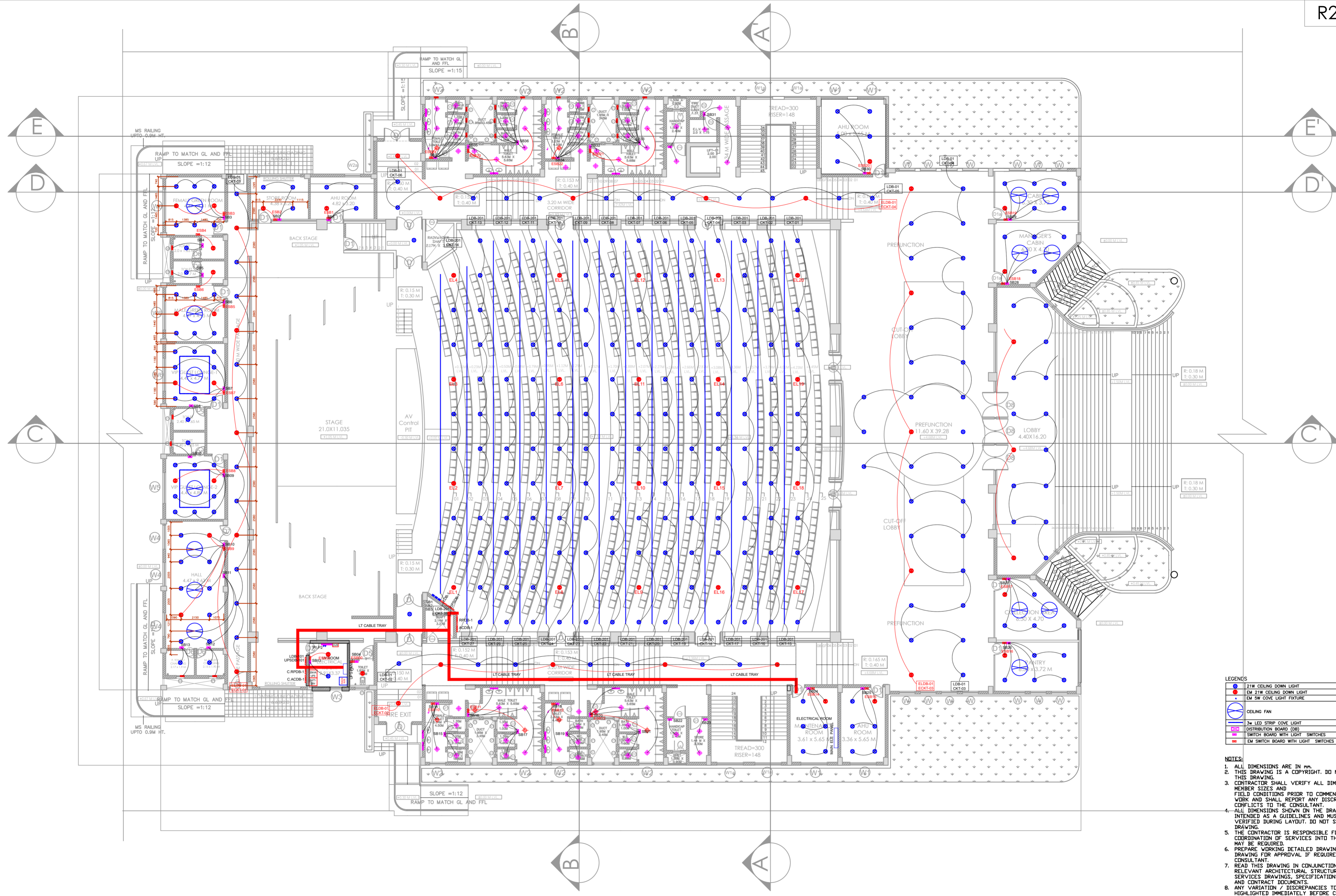
YASHADA CONVENTION CENTRE,  
 YATHAWADE PUNE

SNO 04



THIRD FLOOR PLAN  
 1:100 (A1)





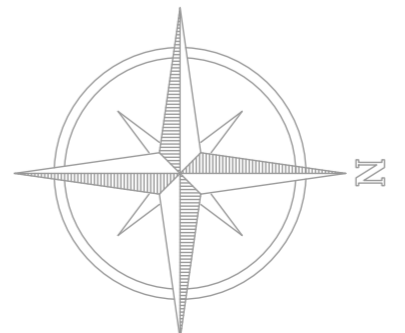
**LEGENDS**

	21W CEILING DOWN LIGHT
	EM 21W CEILING DOWN LIGHT
	EM SW COVE LIGHT FIXTURE
	CEILING FAN
	3w LED STRIP COVE LIGHT
	DISTRIBUTION BOARD (DB)
	SWITCH BOARD WITH LIGHT SWITCHES
	EM SWITCH BOARD WITH LIGHT SWITCHES

- NOTES:**
1. ALL DIMENSIONS ARE IN mm.
  2. THIS DRAWING IS A COPYRIGHT. DO NOT SCALE THIS DRAWING.
  3. CONTRACTOR SHALL VERIFY ALL DIMENSIONS, MEMBER SIZES AND FIELD CONDITIONS PRIOR TO COMMENCING ANY WORK AND SHALL REPORT ANY DISCREPANCIES OR CONFLICTS TO THE CONSULTANT.
  4. ALL DIMENSIONS SHOWN ON THE DRAWING ARE INTENDED AS A GUIDELINES AND MUST BE VERIFIED DURING LAYOUT. DO NOT SCALE THIS DRAWING.
  5. THE CONTRACTOR IS RESPONSIBLE FOR THE COORDINATION OF SERVICES INTO THE WORKS AS MAY BE REQUIRED.
  6. PREPARE WORKING DETAILED DRAWING / SHOP DRAWING FOR APPROVAL IF REQUIRED BY CONSULTANT.
  7. READ THIS DRAWING IN CONJUNCTION WITH RELEVANT ARCHITECTURAL STRUCTURAL AND SERVICES DRAWINGS, SPECIFICATIONS, DETAILS AND CONTRACT DOCUMENTS.
  8. ANY VARIATION / DISCREPANCIES TO BE HIGHLIGHTED IMMEDIATELY BEFORE COMMENCING ANY WORK.

NAME OF WORK: ARCHITECTURAL DESIGN FOR CONVENTIONAL CENTER AT TATHAWADE CAMPUS FOR YASHADA

# FIRST FLOOR PLAN

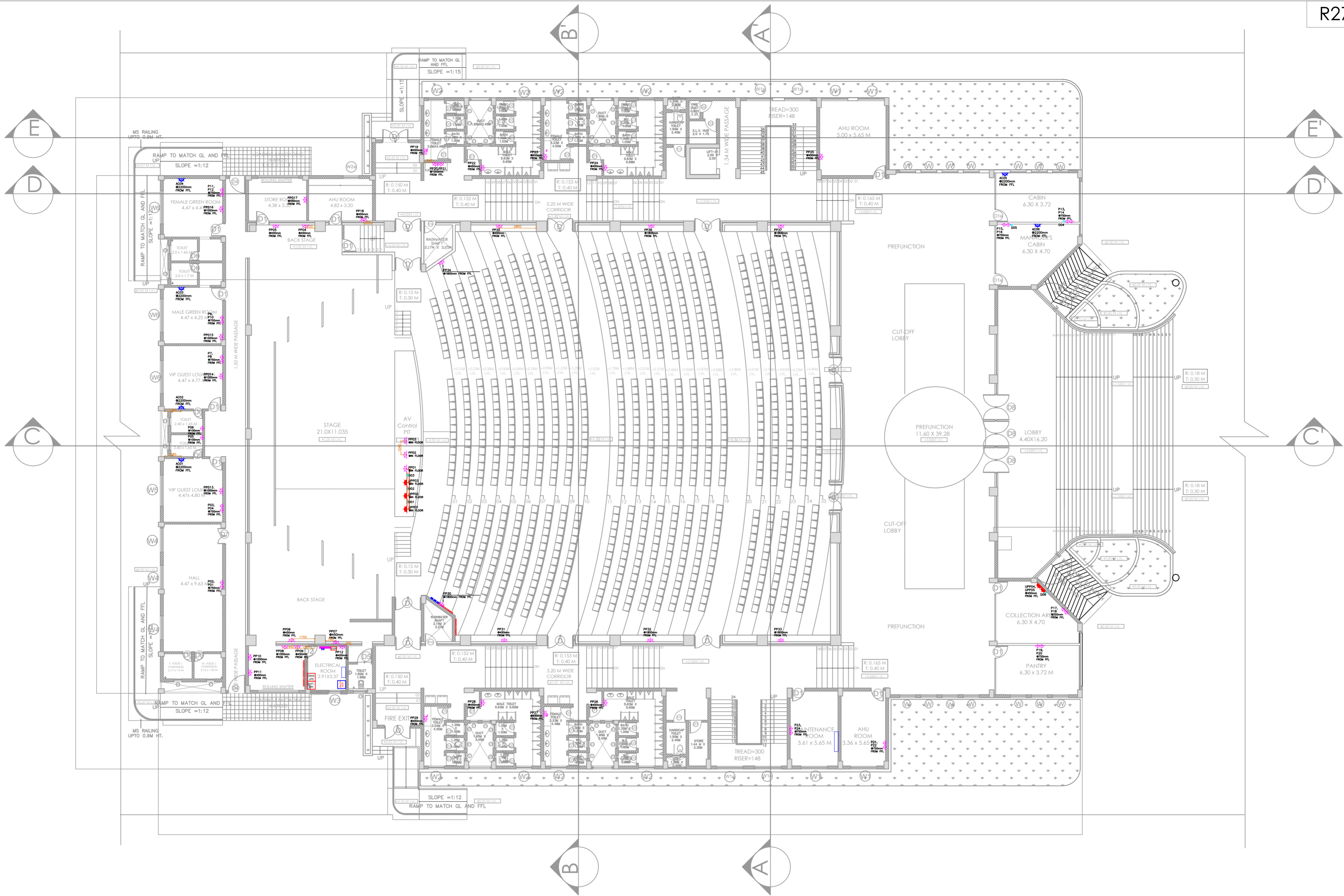


**COEP TECHNOLOGICAL UNIVERSITY, SHIVAJINAGAR, PUNE - 411 005**

NOTE: DO NOT MEASURE ON SHEET

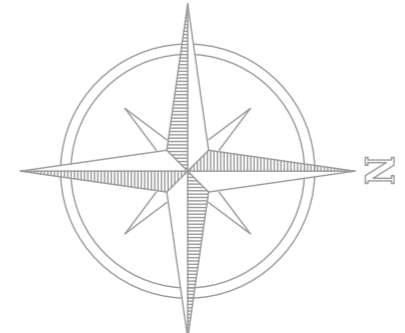
SCALE	DATE	DRAWN	CHECKED BY
1:100	29/11/2023	AR. PRACHI SHIRKE	B.G. BIRAJDAR





NAME OF WORK: ARCHITECTURAL DESIGN  
 FOR CONVENTIONAL CENTER AT  
 TATHAWADE CAMPUS FOR YASHADA

# FIRST FLOOR PLAN



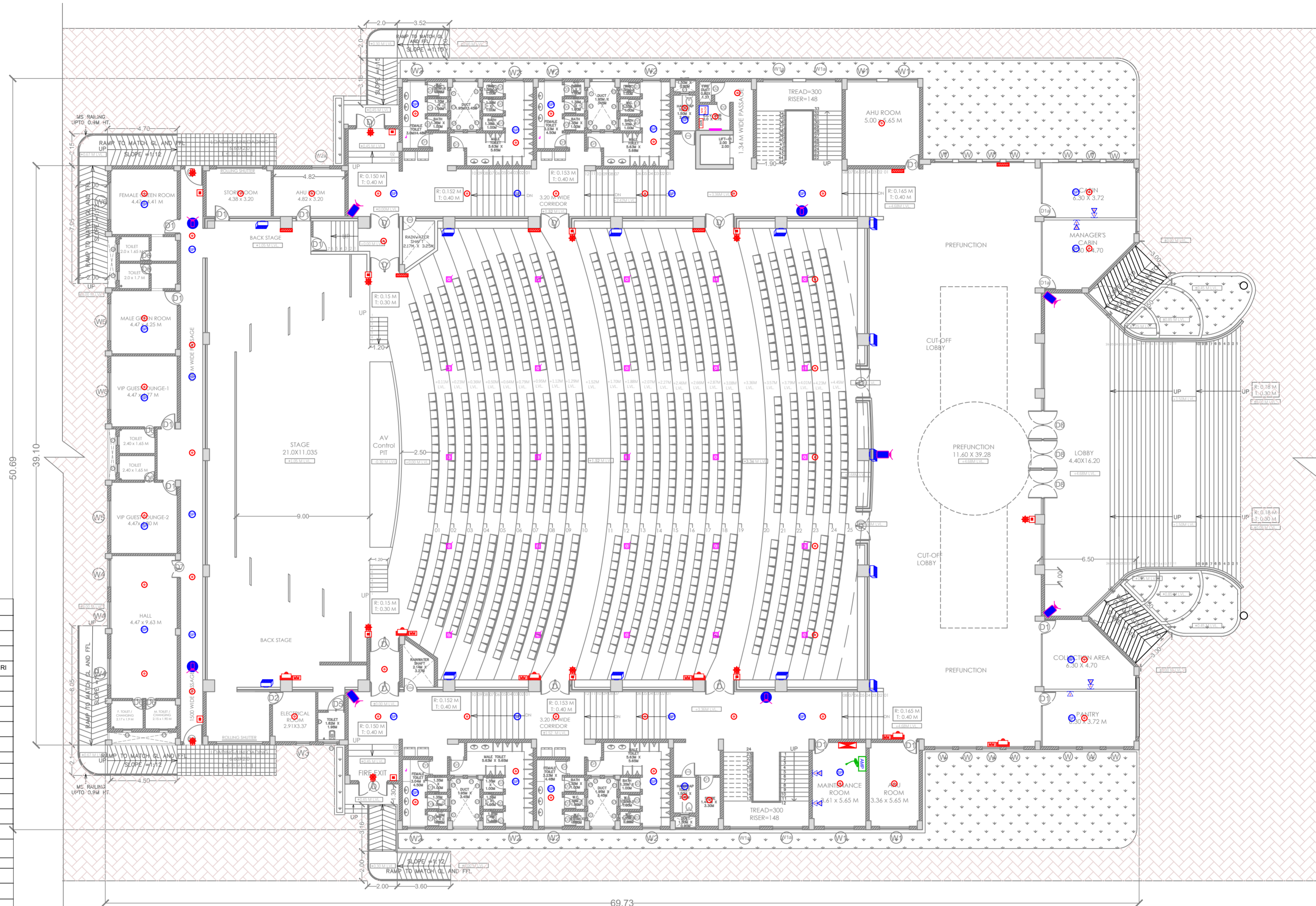
**COEP TECHNOLOGICAL UNIVERSITY,  
 SHIVAJINAGAR, PUNE - 411 005**

NOTE: DO NOT MEASURE ON SHEET

SCALE	DATE	DRAWN	CHECKED BY
1:100	29/11/2023	AR. PRACHI SHIRKE	B.G. BIRAJDAR







**LEGEND- FIRE ALARM SYSTEM**

SYMBOL	DESCRIPTION
	ADDRESSABLE FIRE ALARM CONTROL PANEL
	PHOTO ELECTRIC SMOKE DETECTOR (BFC)
	PHOTO ELECTRIC SMOKE DETECTOR (AFC) WITH RI
	BEAM DETECTOR
	REFLECTOR FOR BEAM DETECTOR
	MANUAL CALL POINT
	MONITOR MODULE FOR BEAM DETECTOR
	STROBE CUM SOUNDER

**LEGEND - PA SYSTEM**

	CEILING MOUNTED CONE TYPE SPEAKER (6W)
	SURFACE MOUNTED BOX TYPE SPEAKER (6W)
	COLUMN / WALL MOUNTED SPEAKER (6W)
	PA CALL STATION (MICROPHONE)
	PA CONTROLLER & AMPLIFIER IN RACK

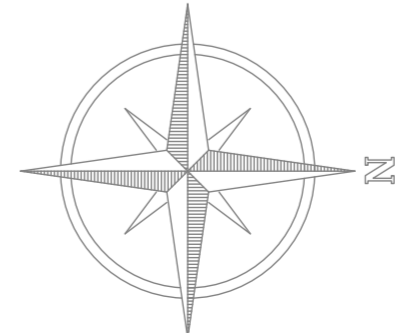
**LEGEND- CCTV SYSTEM**

	DOMI TYPE CAMERA (2MP)
	BULLET TYPE CAMERA (2MP)
	RJ45 LAN POINT
	RJ11 TELEPHONE POINT
	NETWORK RACK- WALL MOUNT
	16 CHANNEL DVR
	32" CCTV MONITOR

NAME OF WORK: ELV SYSTEM LAYOUT FOR CONVENTIONAL CENTER AT TATHAWADE CAMPUS FOR YASHADA

NOTE: DO NOT MEASURE ON SHEET

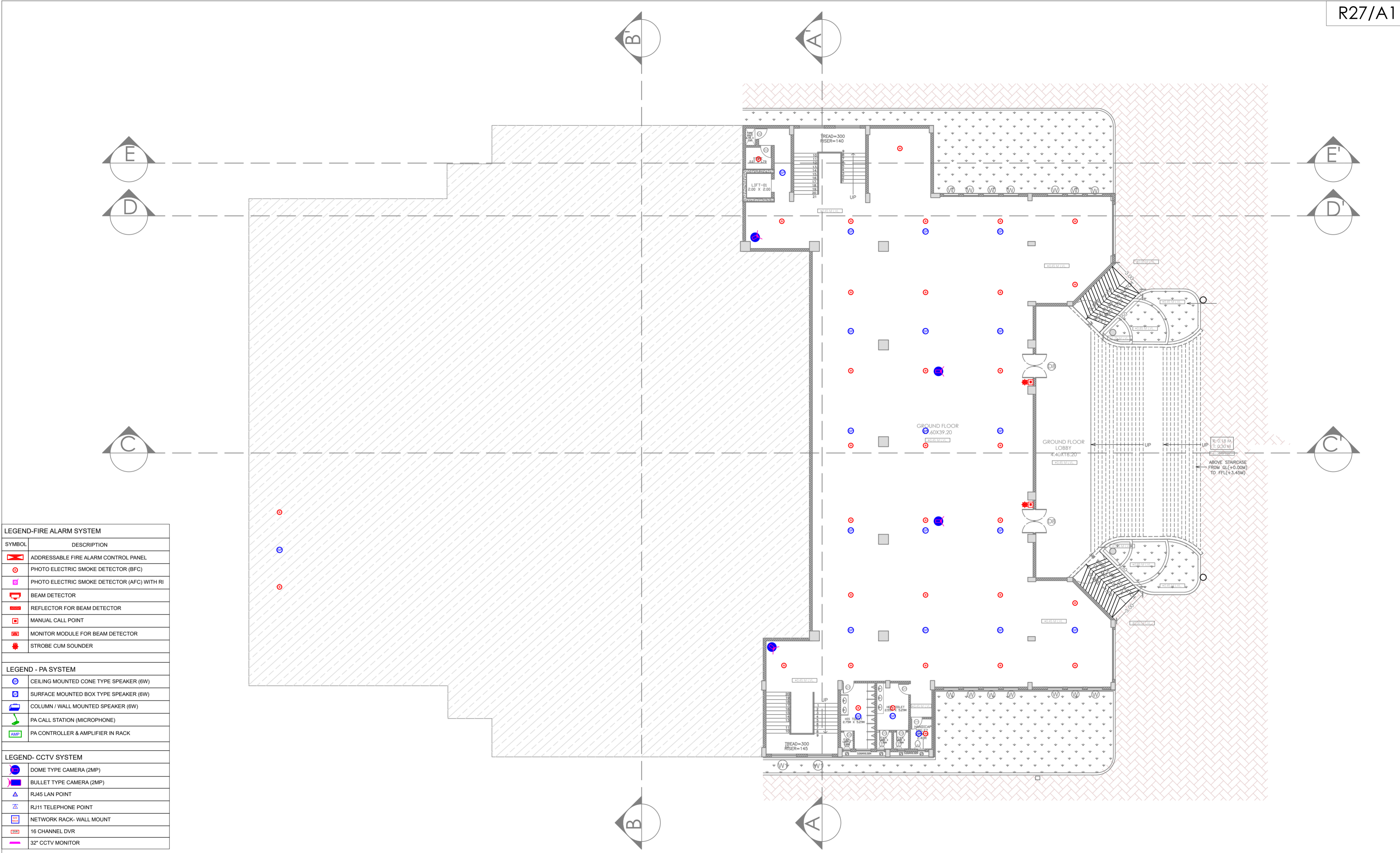
# FIRST FLOOR PLAN



COEP TECHNOLOGICAL UNIVERSITY, SHIVAJINAGAR, PUNE - 411 005

SCALE	DATE	DRAWN	CHECKED BY
1:100	29/11/2023	AR. PRACHI SHIRKE	B.G. BIRAJDAR



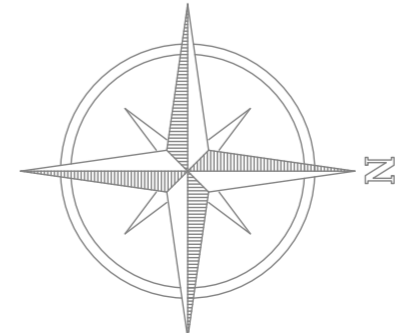


LEGEND-FIRE ALARM SYSTEM	
SYMBOL	DESCRIPTION
	ADDRESSABLE FIRE ALARM CONTROL PANEL
	PHOTO ELECTRIC SMOKE DETECTOR (BFC)
	PHOTO ELECTRIC SMOKE DETECTOR (AFC) WITH RI
	BEAM DETECTOR
	REFLECTOR FOR BEAM DETECTOR
	MANUAL CALL POINT
	MONITOR MODULE FOR BEAM DETECTOR
	STROBE CUM SOUNDER
LEGEND - PA SYSTEM	
	CEILING MOUNTED CONE TYPE SPEAKER (6W)
	SURFACE MOUNTED BOX TYPE SPEAKER (6W)
	COLUMN / WALL MOUNTED SPEAKER (6W)
	PA CALL STATION (MICROPHONE)
	PA CONTROLLER & AMPLIFIER IN RACK
LEGEND- CCTV SYSTEM	
	DOME TYPE CAMERA (2MP)
	BULLET TYPE CAMERA (2MP)
	RJ45 LAN POINT
	RJ11 TELEPHONE POINT
	NETWORK RACK- WALL MOUNT
	16 CHANNEL DVR
	32" CCTV MONITOR

NAME OF WORK: ELV SYSTEM LAYOUT FOR CONVENTIONAL CENTER AT TATHAWADE CAMPUS FOR YASHADA

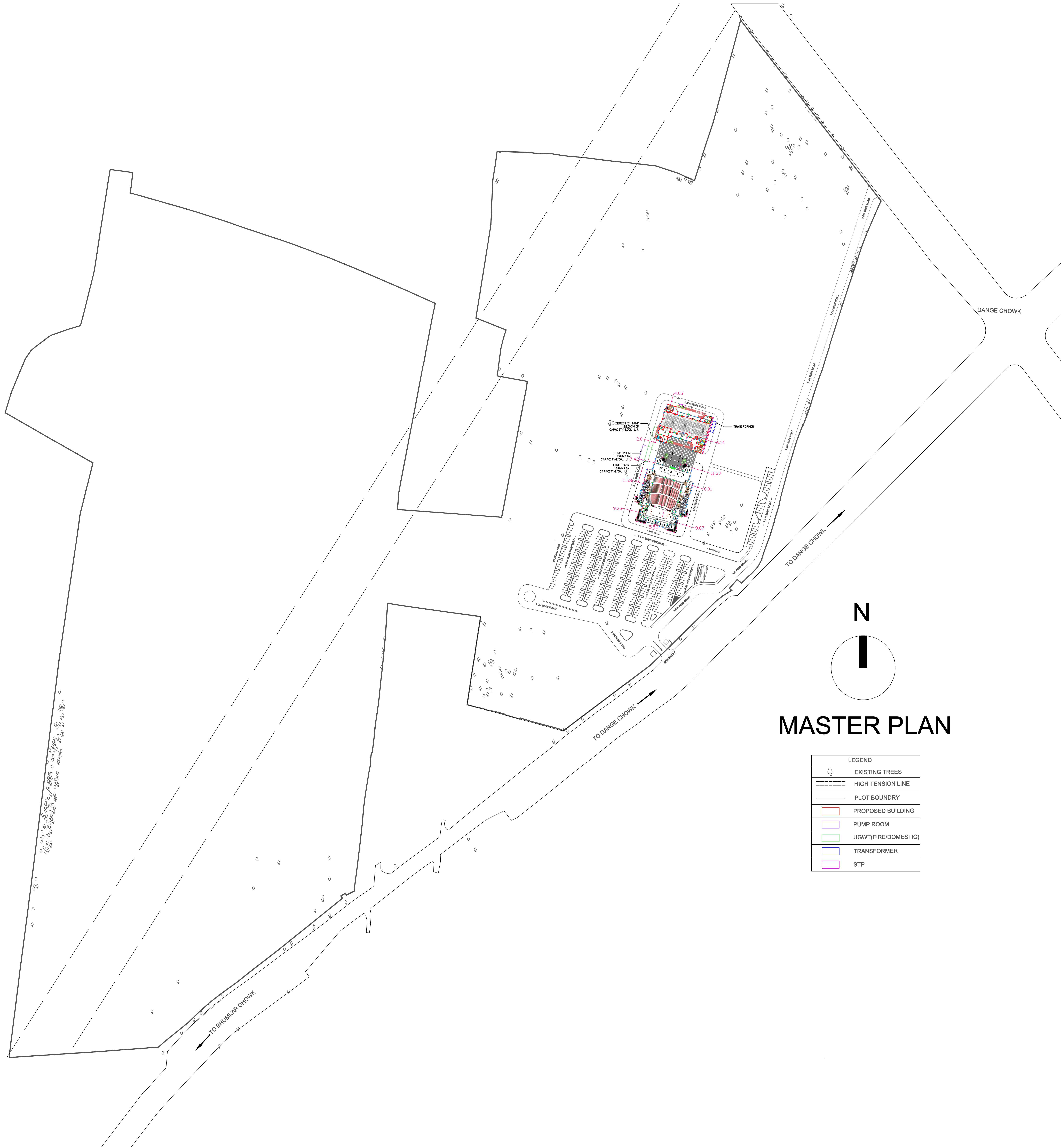
NOTE: DO NOT MEASURE ON SHEET

# GROUND FLOOR PLAN



**COEP TECHNOLOGICAL UNIVERSITY,  
SHIVAJINAGAR, PUNE - 411 005**

SCALE	DATE	DRAWN	CHECKED BY
1:100	29/11/2023	AR. PRACHI SHIRKE	B.G. BIRAJDAR



DANCE CHOWK

# MASTER PLAN

LEGEND	
	EXISTING TREES
	HIGH TENSION LINE
	PLOT BOUNDARY
	PROPOSED BUILDING
	PUMP ROOM
	UGWT(FIRE/DOMESTIC)
	TRANSFORMER
	STP



- NOTES:
- DRAWING AREAS TO BE READ AND NOT TO BE SCALED.
  - ALL DIMENTIONS ARE IN MILIMETERS UNLESS MENTIONED OTHERWISE.
  - ANY DISCREPANCY FOUND SHOULD BE BROUGHT TO THE NOTICE OF THIS OFFICE.
  - IMPLEMENTATION OF THE LAYOUT PLAN IS SUBJECT TO APPROVAL OF LOCAL BODY AND OTHER STATIONERY BODIES.

DOOR SCHEDULE

1.	D1	1.0 M X 2.1 M	
2.	D1b	1.0 M X 2.1 M	
3.	D2	0.9 M X 2.1 M	
4.	D3	0.8 M X 2.1 M	
5.	D8	2.0 M X 2.1 M	

WINDOW SCHEDULE

1.	W	1.2 M x 5.0M	
2.	W1	2.0 M x 1.2 M	
3.	V1	0.6 M x 0.9 M	

AREA STATEMENT

AUDITORIUM:TOTAL BUILT-UP		
Sr.No.	FLOOR	BUILT-UP AREA (Sq.m.)
1	Ground Floor	1124.64
2	First Floor	2970.6
3	Second Floor	175.63
4	Total B/Up Area	4270.87

- LEGEND
- 1. PLOT BOUNDARY : BLACK LINE
  - 2. PROPOSED WORK : RED LINE
  - 3. EXISTING WORK TO BE DEMOLISHED : [Hatched Pattern]
  - 4. EXISTING WORK TO BE RETAINED : [Hatched Pattern]

- BRIEF SPECIFICATION
- A. 230 MM THK EXTERNAL WALLS.
  - B. 150 MM THK INTERNAL WALLS.
  - C. R.C.C. SHEAR WALL.
  - D. 200 MM THK AAC BLOCK.
  - E. 12MM THK INT. PLATSER
  - F. 18MM THK EXT. PLATSER

CERTIFICATE OF AREA  
 CERTIFIED THAT THE PLOT UNDER REFERENCE WAS SERVEYED BY ME AND THE DIMENSIONS OF SIDES OF PLOT STATED ON PLAN ARE AS MEASURED ON SITE AND THE AREA SO WORKED OUT TALLIES WITH THE AREA STATED IN THE DOCUMENTS OWNERSHIP / T.P. SCHEME RECORDS / LAND RECORDS DEPT.

SIGN:

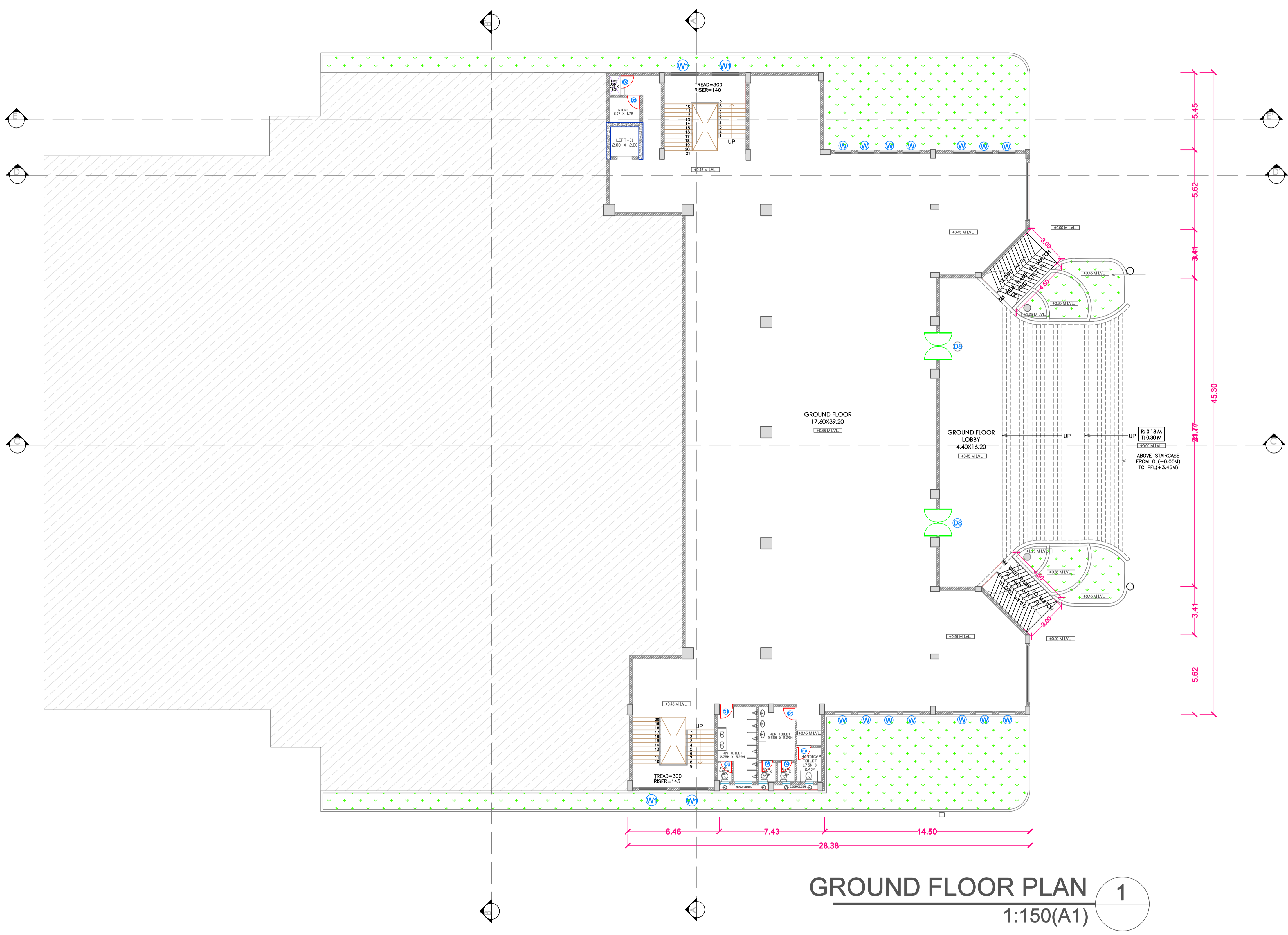
PROJECT:  
 ARCHITECTS SIGN & STAMP:

OWNERS SIGN  
 COMMISSIONER, YASHWANTRAO CHAVAN ACADEMY OF DEVELOPMENT ADMINISTRATION (YASHADA), TATHAWADE, PUNE.

JOB NO	DATE	SCALE	NORTH	DRAWN	CHECKED
	02/03/24	1:150 (A1)			

CONSULTANT ARCHITRCT :  
 CDEP TECHNOLOGICAL UNIVERSITY, SHIVAJINAGAR, PUNE - 411005

YASHADA CONVENTION CENTRE , TATHAWADE,PUNE  
 GROUND FLOOR PLAN  
 S.NO 01



GROUND FLOOR PLAN 1  
 1:150(A1)



NOTES:

- DRAWING AREAS TO BE READ AND NOT TO BE SCALED.
- ALL DIMENTIONS ARE IN MILLIMETERS UNLESS MENTIONED OTHERWISE.
- ANY DISCREPANCY FOUND SHOULD BE BROUGHT TO THE NOTICE OF THIS OFFICE.
- IMPLEMENTATION OF THE LAYOUT PLAN IS SUBJECT TO APPROVAL OF LOCAL BODY AND OTHER STATIONERY BODIES.

DOOR SCHEDULE

1.	D1	1.0 M X 2.1 M
2.	D1b	1.0 M X 2.1 M
3.	D2	0.9 M X 2.1 M
4.	D3	0.8 M X 2.1 M
5.	D8	2.0 M X 2.1 M

WINDOW SCHEDULE

1.	W	1.2 M x 5.0M
2.	W1	2.0 M X 1.2 M
3.	V1	0.6 M x 0.9 M

AREA STATEMENT

AUDITORIUM:TOTAL BUILT-UP		
Sr.No.	FLOOR	BUILT-UP AREA (Sq.m.)
1	Ground Floor	1124.64
2	First Floor	2970.6
3	Second Floor	175.63
4	Total B/Up Area	4270.87

LEGEND

- PLOT BOUNDARY : BLACK LINE
- PROPOSED WORK : RED LINE
- EXISTING WORK TO BE DEMOLISHED : YELLOW HATCH
- EXISTING WORK TO BE RETAINED : HATCH

BRIEF SPECIFICATION

- 230 MM THK EXTERNAL WALLS.
- 150 MM THK INTERNAL WALLS.
- R.C.C. SHEAR WALL.
- 200 MM THK AAC BLOCK.
- 12MM THK INT. PLASTER
- 18MM THK EXT. PLASTER

CERTIFICATE OF AREA

CERTIFIED THAT THE PLOT UNDER REFERENCE WAS SERVEYED BY ME AND THE DIMENSIONS OF SIDES OF PLOT STATED ON PLAN ARE AS MEASURED ON SITE AND THE AREA SO WORKED OUT TALLIES WITH THE AREA STATED IN THE DOCUMENTS OWNERSHIP / T.P. SCHEME RECORDS / LAND RECORDS DEPT.

SIGN:

PROJECT:  
ARCHITECTS SIGN & STAMP:

OWNERS SIGN

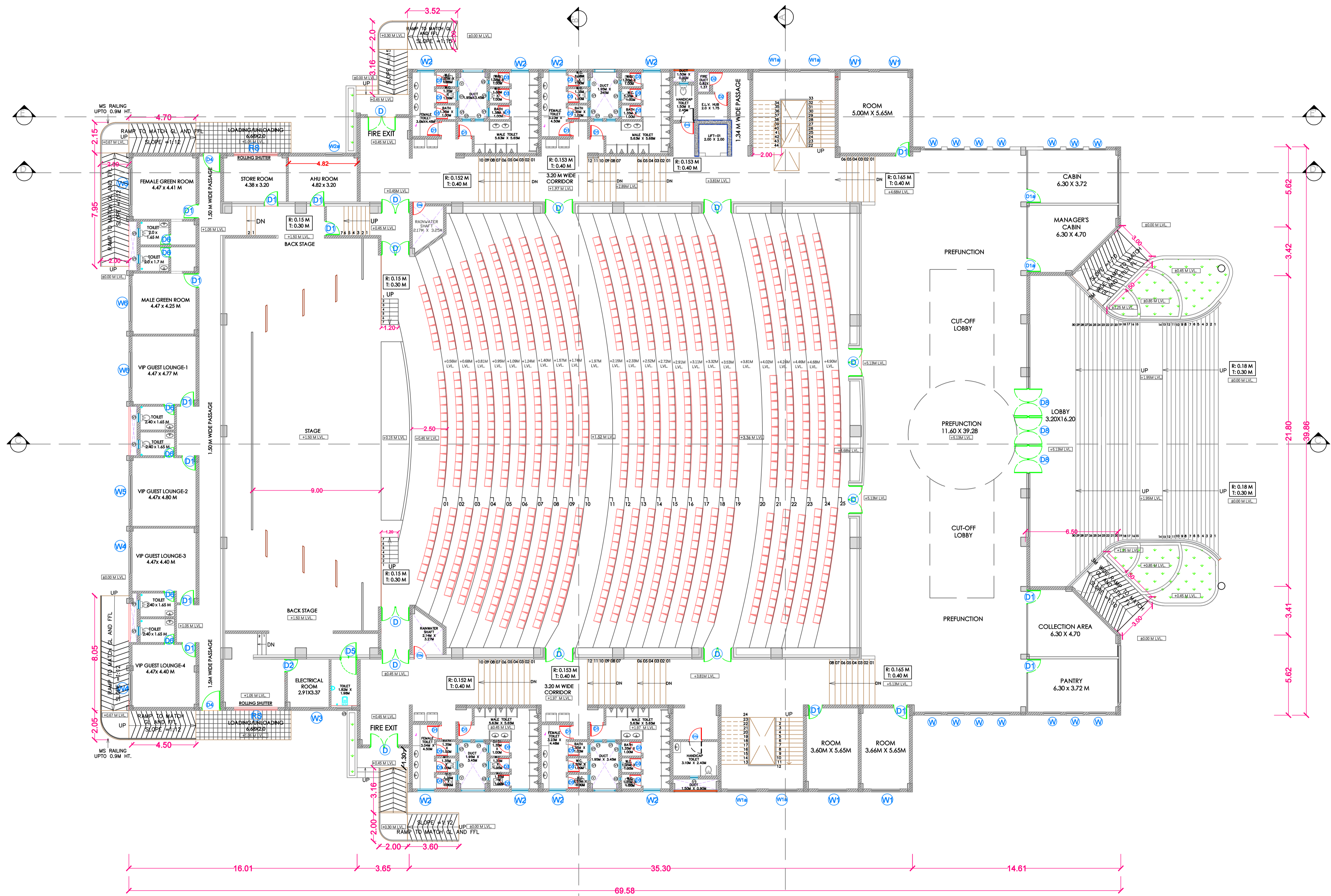
COMMISSIONER, YASHWANTRAO CHAVAN  
ACADEMY OF DEVELOPMENT  
ADMINISTRATION (YASHADA), TATHAWADE,  
PUNE.

JOB NO	DATE	SCALE	NORTH	DRAWN	CHECKED
	02/03/24	1:150 (A1)			

CONSULTANT ARCHITRCT :  
CDEP TECHNOLOGICAL UNIVERSITY,  
SHIVAJINAGAR, PUNE - 411005

YASHADA CONVENTION CENTRE ,  
TATHAWADE,PUNE  
FIRST FLOOR PLAN

S.NO  
02



**FIRST FLOOR PLAN** 2  
1:150 (A1)



NOTES:

- DRAWING AREAS TO BE READ AND NOT TO BE SCALED.
- ALL DIMENSIONS ARE IN MILLIMETERS UNLESS MENTIONED OTHERWISE.
- ANY DISCREPANCY FOUND SHOULD BE BROUGHT TO THE NOTICE OF THIS OFFICE.
- IMPLEMENTATION OF THE LAYOUT PLAN IS SUBJECT TO APPROVAL OF LOCAL BODY AND OTHER STATIONERY BODIES.

DOOR SCHEDULE			
1.	D1	1.0 M X 2.1 M	
2.	D2	0.9 M X 2.1 M	





  

WINDOW SCHEDULE			
1.	W	1.2 M x 5.0M	
2.	W1	2.0 M x 1.2 M	

AREA STATEMENT

AUDITORIUM:TOTAL BUILT-UP		
Sr.No.	FLOOR	BUILT-UP AREA (Sq.m.)
1	Ground Floor	1124.64
2	First Floor	2970.6
3	Second Floor	175.63
4	Total B/Up Area	4270.87

LEGEND

1. PLOT BOUNDARY : BLACK LINE	
2. PROPOSED WORK : RED LINE	
3. EXISTING WORK TO BE DEMOLISHED : YELLOW HATCH	
4. EXISTING WORK TO BE RETAINED : HATCH	

BRIEF SPECIFICATION

A. 230 MM THK EXTERNAL WALLS.
B. 150 MM THK INTERNAL WALLS.
C. R.C.C. SHEAR WALL.
D. 200 MM THK AAC BLOCK.
E. 12MM THK INT. PLATSER
F. 18MM THK EXT. PLATSER

CERTIFICATE OF AREA

CERTIFIED THAT THE PLOT UNDER REFERENCE WAS SURVEYED BY ME AND THE DIMENSIONS OF SIDES OF PLOT STATED ON PLAN ARE AS MEASURED ON SITE AND THE AREA SO WORKED OUT TALLIES WITH THE AREA STATED IN THE DOCUMENTS OWNERSHIP / T.P. SCHEME RECORDS / LAND RECORDS DEPT.

SIGN:


  
  

PROJECT:

ARCHITECTS SIGN & STAMP:

OWNERS SIGN

COMMISSIONER, YASHWANTRAO CHAVAN ACADEMY OF DEVELOPMENT ADMINISTRATION (YASHADA), TATHAWADE, PUNE.

JOB NO	DATE	SCALE	NORTH	DRAWN	CHECKED
	02/03/24	1:150 (A1)			

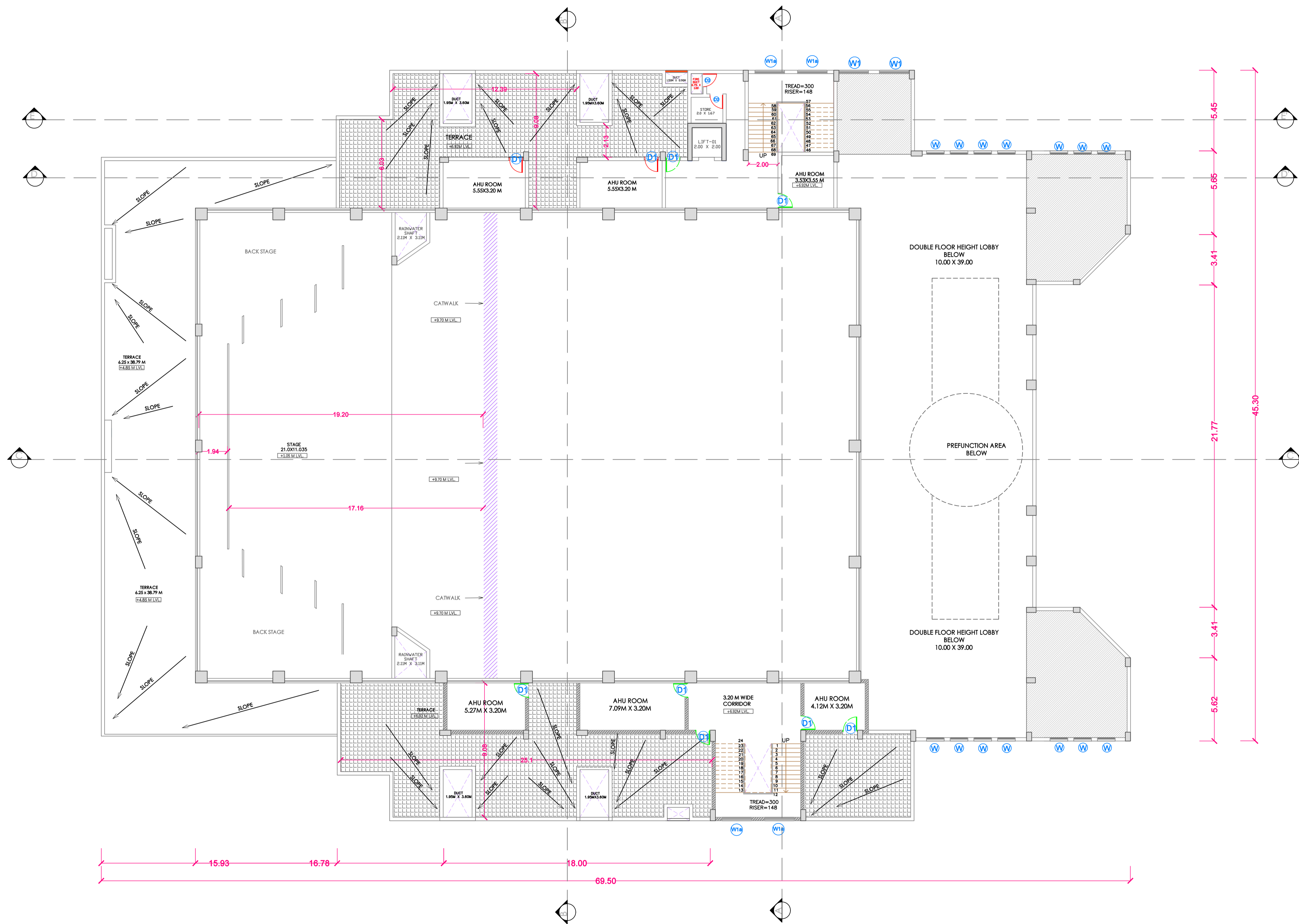
CONSULTANT ARCHITECT :

CDEP TECHNOLOGICAL UNIVERSITY, SHIVAJINAGAR, PUNE - 411005

YASHADA CONVENTION CENTRE , TATHAWADE,PUNE

SECOND FLOOR PLAN

S.NO 03



**SECOND FLOOR PLAN** 3  
1:150(A1)

NOTES:

- DRAWING AREAS TO BE READ AND NOT TO BE SCALED.
- ALL DIMENSIONS ARE IN MILLIMETERS UNLESS MENTIONED OTHERWISE.
- ANY DISCREPANCY FOUND SHOULD BE BROUGHT TO THE NOTICE OF THIS OFFICE.
- IMPLEMENTATION OF THE LAYOUT PLAN IS SUBJECT TO APPROVAL OF LOCAL BODY AND OTHER STATIONERY BODIES.

DOOR SCHEDULE

1.	D1	1.0 M X 2.1 M
2.	D2	0.9 M X 2.1 M

WINDOW SCHEDULE

1.	W	1.2 M x 5.0M
2.	W1	2.0 M x 1.2 M

AREA STATEMENT

AUDITORIUM:TOTAL BUILT-UP		
Sr.No.	FLOOR	BUILT-UP AREA (Sq.m.)
1	Ground Floor	1124.64
2	First Floor	2970.6
3	Second Floor	175.63
4	Total B/Up Area	4270.87

LEGEND

1. PLOT BOUNDARY : BLACK LINE	
2. PROPOSED WORK : RED LINE	
3. EXISTING WORK TO BE DEMOLISHED : YELLOW HATCH	
4. EXISTING WORK TO BE RETAINED : HATCH	

BRIEF SPECIFICATION

A. 230 MM THK EXTERNAL WALLS.
B. 150 MM THK INTERNAL WALLS.
C. R.C.C. SHEAR WALL.
D. 200 MM THK AAC BLOCK.
E. 12MM THK INT. PLATSER
F. 18MM THK EXT. PLATSER

CERTIFICATE OF AREA  
 CERTIFIED THAT THE PLOT UNDER REFERENCE WAS SERVEYED BY ME AND THE DIMENSIONS OF SIDES OF PLOT STATED ON PLAN ARE AS MEASURED ON SITE AND THE AREA SO WORKED OUT TALLIES WITH THE AREA STATED IN THE DOCUMENTS OWNERSHIP / T.P. SCHEME RECORDS / LAND RECORDS DEPT.

SIGN:

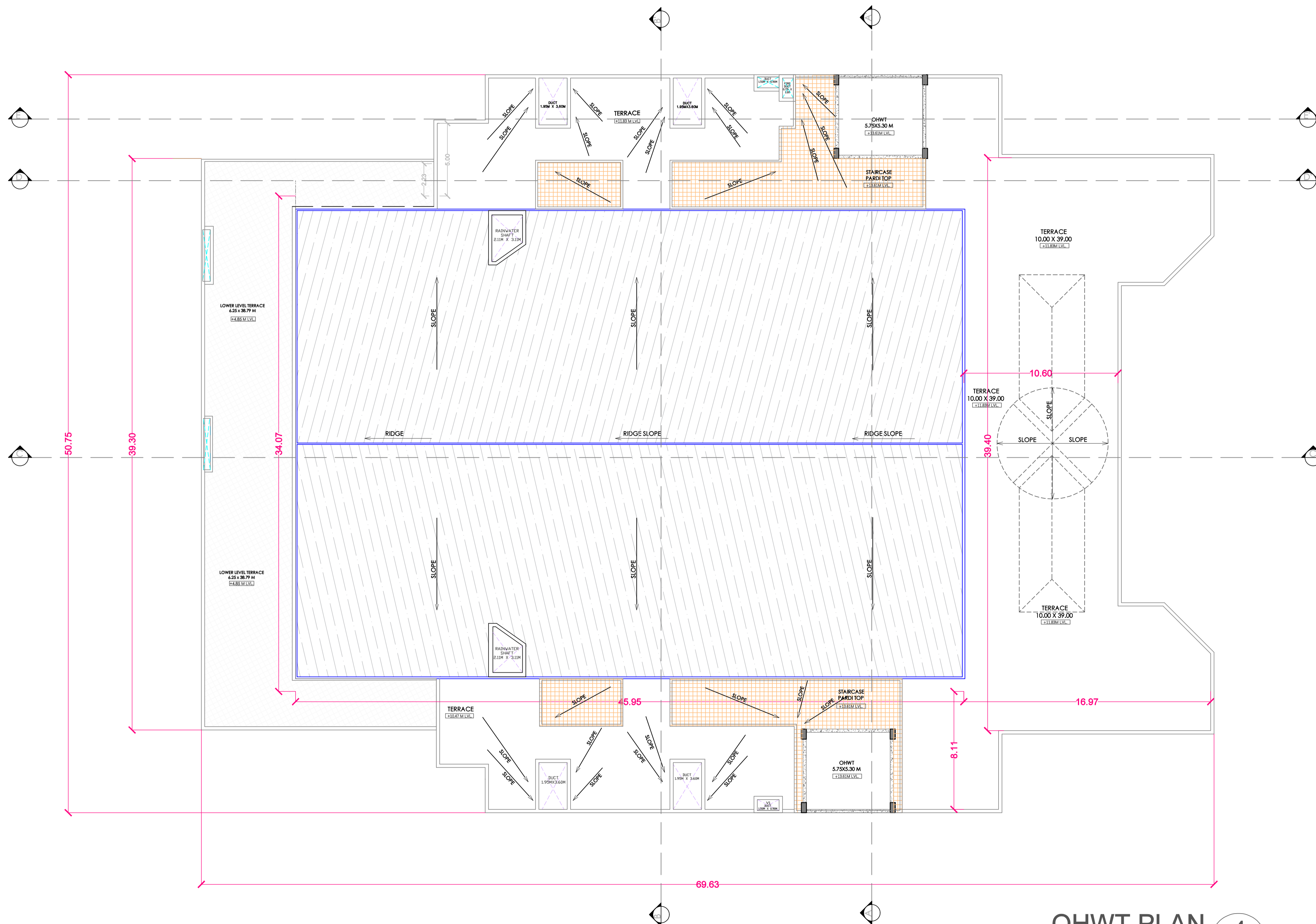
PROJECT:  
 ARCHITECTS SIGN & STAMP:

OWNERS SIGN  
 COMMISSIONER, YASHWANTRAO CHAVAN ACADEMY OF DEVELOPMENT ADMINISTRATION (YASHADA), TATHAWADE, PUNE.

JOB NO	DATE	SCALE	NORTH	DRAWN	CHECKED
	02/03/24	1:150 (A1)			

CONSULTANT ARCHITRCT :  
 CDEP TECHNOLOGICAL UNIVERSITY,  
 SHIVAJINAGAR, PUNE - 411005

YASHADA CONVENTION CENTRE , TATHAWADE,PUNE  
 OHWT PLAN  
 S.NO  
**04**



**OHWT PLAN** 4  
 1:150(A1)



NOTES:

- DRAWING AREAS TO BE READ AND NOT TO BE SCALED.
- ALL DIMENSIONS ARE IN MILLIMETERS UNLESS MENTIONED OTHERWISE.
- ANY DISCREPANCY FOUND SHOULD BE BROUGHT TO THE NOTICE OF THIS OFFICE.
- IMPLEMENTATION OF THE LAYOUT PLAN IS SUBJECT TO APPROVAL OF LOCAL BODY AND OTHER STATIONERY BODIES.

DOOR SCHEDULE

1.	D1	1.0 M X 2.1 M
2.	D2	0.9 M X 2.1 M

WINDOW SCHEDULE

1.	W	1.2 M x 5.0M
2.	W1	2.0 M x 1.2 M

AREA STATEMENT

AUDITORIUM:TOTAL BUILT-UP		
Sr.No.	FLOOR	BUILT-UP AREA (Sq.m.)
1	Ground Floor	1124.64
2	First Floor	2970.6
3	Second Floor	175.63
4	Total B/Up Area	4270.87

LEGEND

1. PLOT BOUNDARY : BLACK LINE	
2. PROPOSED WORK : RED LINE	
3. EXISTING WORK TO BE DEMOLISHED : YELLOW HATCH	
4. EXISTING WORK TO BE RETAINED : HATCH	

BRIEF SPECIFICATION

A. 230 MM THK EXTERNAL WALLS.
B. 150 MM THK INTERNAL WALLS.
C. R.C.C. SHEAR WALL.
D. 200 MM THK AAC BLOCK.
E. 12MM THK INT. PLATSER
F. 18MM THK EXT. PLATSER

CERTIFICATE OF AREA

CERTIFIED THAT THE PLOT UNDER REFERENCE WAS SURVEYED BY ME AND THE DIMENSIONS OF SIDES OF PLOT STATED ON PLAN ARE AS MEASURED ON SITE AND THE AREA SO WORKED OUT TALLIES WITH THE AREA STATED IN THE DOCUMENTS OWNERSHIP / T.P. SCHEME RECORDS / LAND RECORDS DEPT.

SIGN:

PROJECT:

ARCHITECTS SIGN & STAMP:

OWNERS SIGN

COMMISSIONER, YASHWANTRAO CHAVAN ACADEMY OF DEVELOPMENT ADMINISTRATION (YASHADA), TATHAWADE, PUNE.

JOB NO	DATE	SCALE	NORTH	DRAWN	CHECKED
	02/03/24	1:150 (A1)			

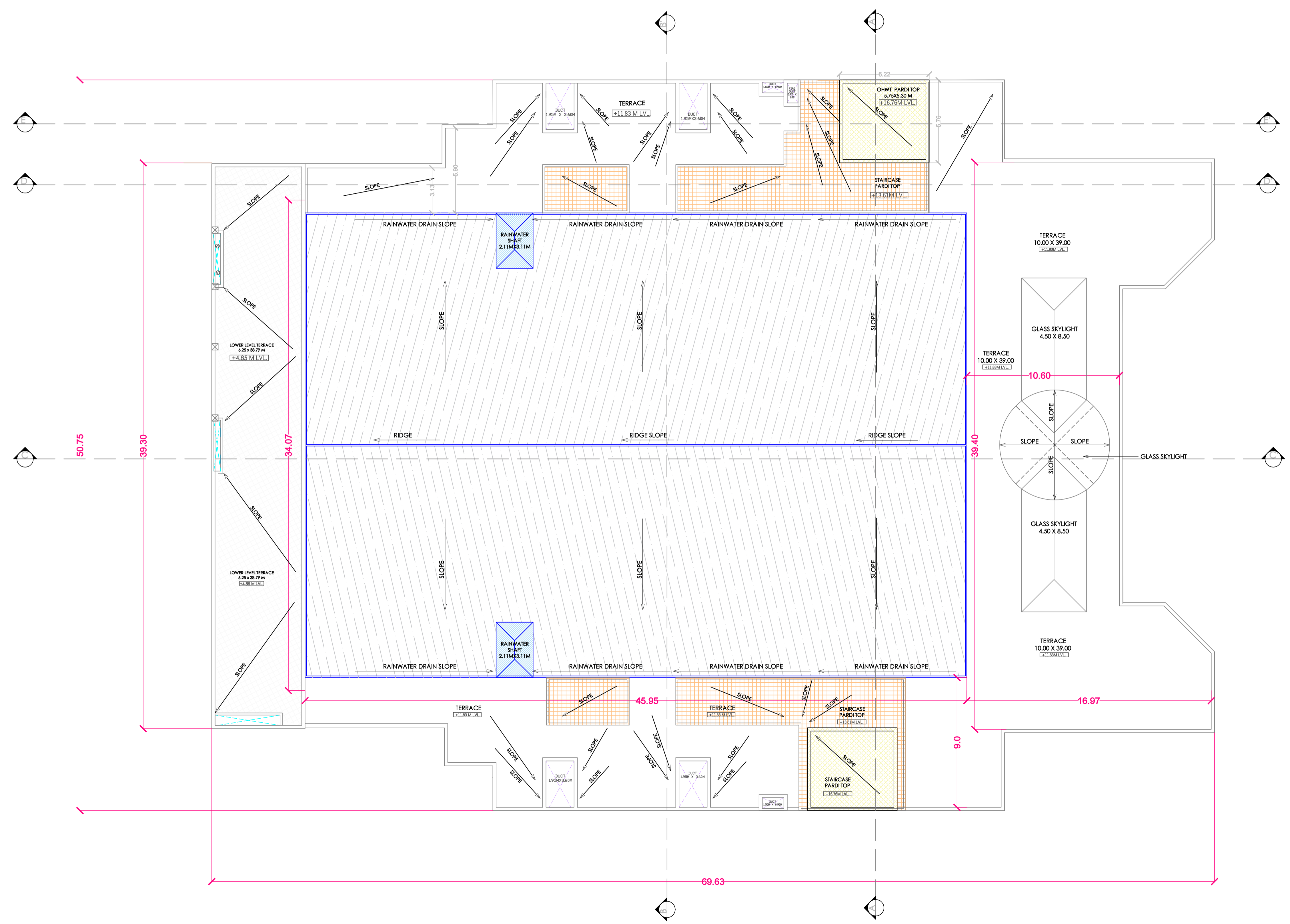
CONSULTANT ARCHITECT :

CDEP TECHNOLOGICAL UNIVERSITY, SHIVAJINAGAR, PUNE - 411005

YASHADA CONVENTION CENTRE , TATHAWADE,PUNE

ROOF PLAN

S.NO 05

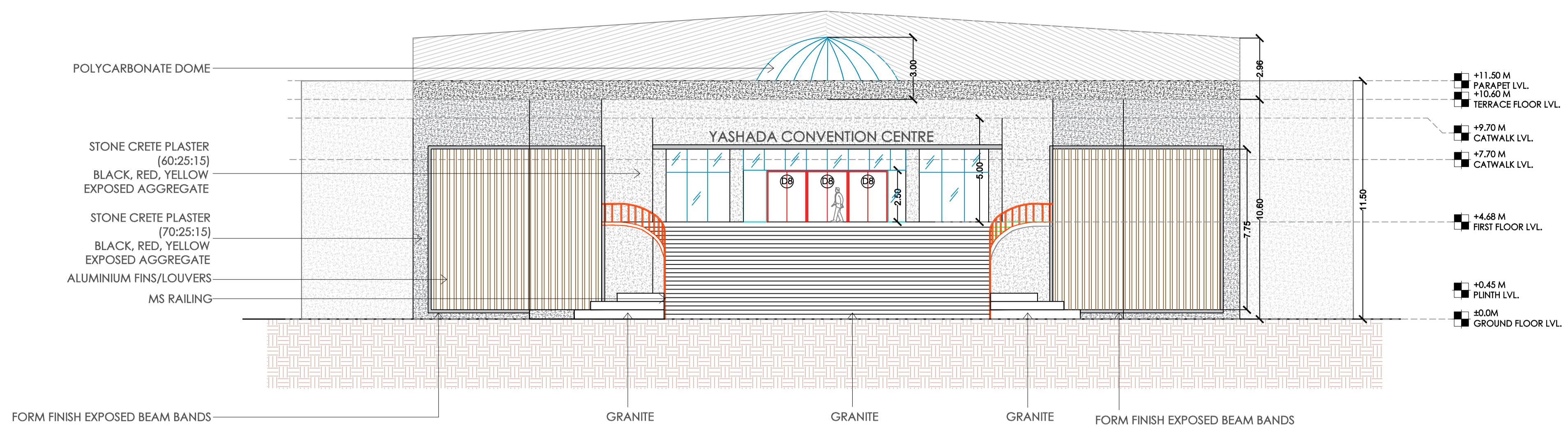


ROOF PLAN 5  
1:150(A1)



NOTES:

- DRAWING AREAS TO BE READ AND NOT TO BE SCALED.
- ALL DIMENSIONS ARE IN MILLIMETERS UNLESS MENTIONED OTHERWISE.
- ANY DISCREPANCY FOUND SHOULD BE BROUGHT TO THE NOTICE OF THIS OFFICE.
- IMPLEMENTATION OF THE LAYOUT PLAN IS SUBJECT TO APPROVAL OF LOCAL BODY AND OTHER STATIONERY BODIES.



**NORTH ELEVATION**

**DOOR SCHEDULE**

1.	D	1.0 M X 2.1 M	
2.	D1	1.0 M X 2.1 M	
3.	D1b	1.0 M X 2.1 M	
4.	D2	0.9 M X 2.1 M	
5.	D8	2.0 M X 2.1 M	

**WINDOW SCHEDULE**

1.	W	1.2 M x 5.0M	
2.	W1	2.0 M x 1.2 M	
3.	V1	0.6 M x 0.9 M	

**AREA STATEMENT**

AUDITORIUM:TOTAL BUILT-UP		
Sr.No.	FLOOR	BUILT-UP AREA (Sq.m.)
1	Ground Floor	1124.64
2	First Floor	2970.6
3	Second Floor	175.63
4	Total B/Up Area	4270.87

**LEGEND**

1. PLOT BOUNDARY : BLACK LINE	
2. PROPOSED WORK : RED LINE	
3. EXISTING WORK TO BE DEMOLISHED : YELLOW HATCH	
4. EXISTING WORK TO BE RETAINED : HATCH	

**BRIEF SPECIFICATION**

A. 230 MM THK EXTERNAL WALLS.
B. 150 MM THK INTERNAL WALLS.
C. R.C.C. SHEAR WALL.
D. 200 MM THK AAC BLOCK.
E. 12MM THK INT. PLATSER
F. 18MM THK EXT. PLATSER

**CERTIFICATE OF AREA**  
 CERTIFIED THAT THE PLOT UNDER REFERENCE WAS SERVEYED BY ME AND THE DIMENSIONS OF SIDES OF PLOT STATED ON PLAN ARE AS MEASURED ON SITE AND THE AREA SO WORKED OUT TALLIES WITH THE AREA STATED IN THE DOCUMENTS OWNERSHIP / T.P. SCHEME RECORDS / LAND RECORDS DEPT.

**SIGN:**

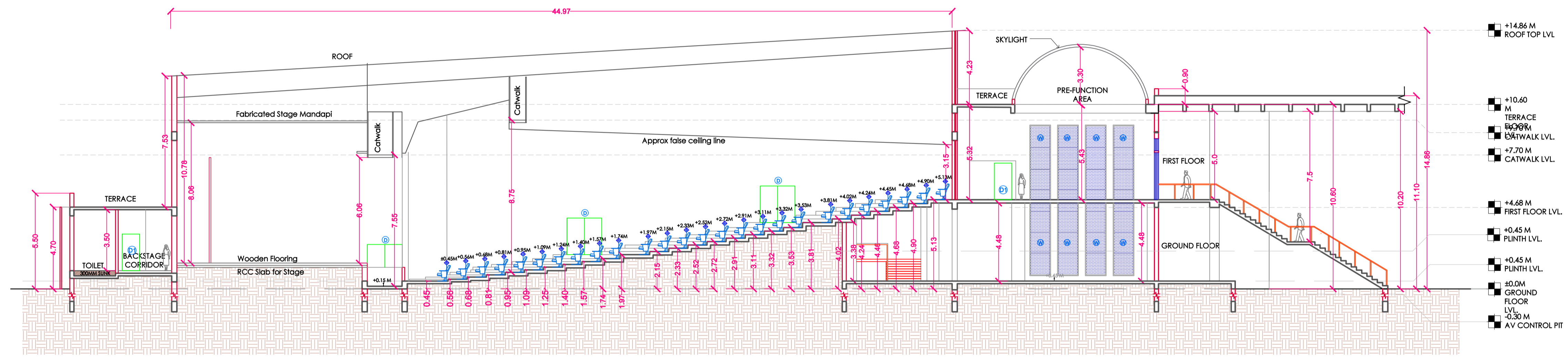
**PROJECT:**  
 ARCHITECTS SIGN & STAMP:

**OWNERS**

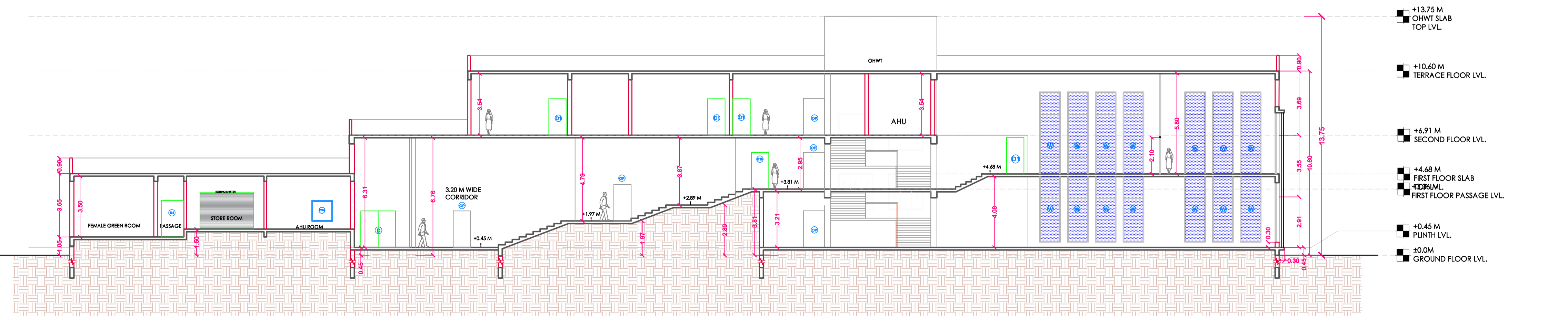
COMMISSIONER, YASHWANTRAO CHAVAN ACADEMY OF DEVELOPMENT ADMINISTRATION (YASHADA), TATHAWADE, PUNE.	<b>SIGN</b>
----------------------------------------------------------------------------------------------------	-------------

JOB NO	DATE	SCALE	NORTH	DRAWN	CHECKED
	02/03/24	1:150 (A1)			

**CONSULTANT ARCHITRICT :**  
 CDEP TECHNOLOGICAL UNIVERSITY, SHIVAJINAGAR, PUNE - 411005



**SECTION AT C-C'**

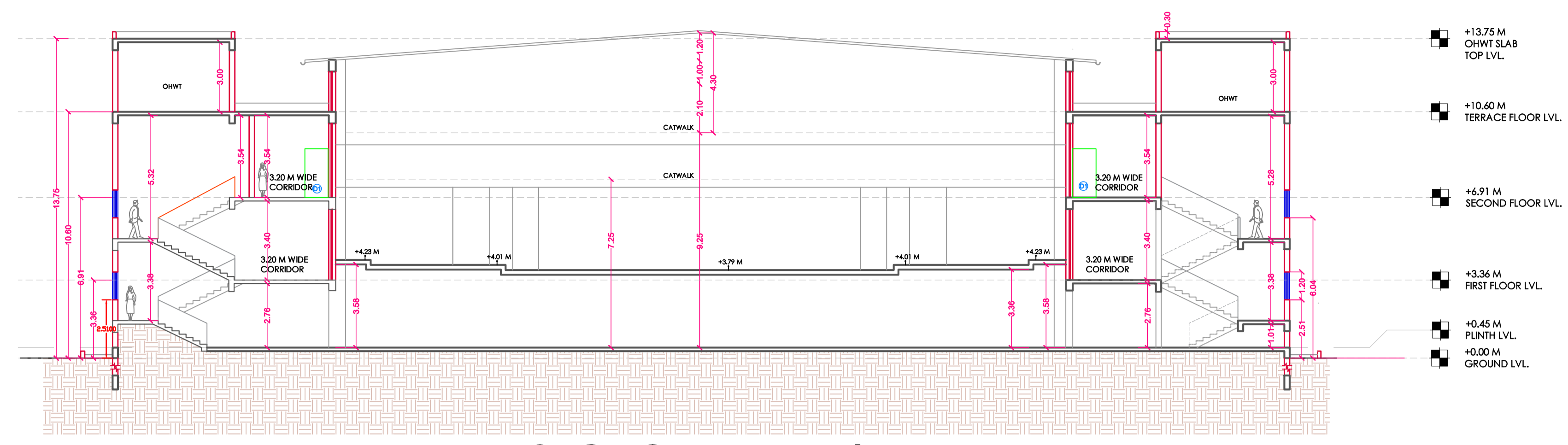


**SECTION AT D-D'**

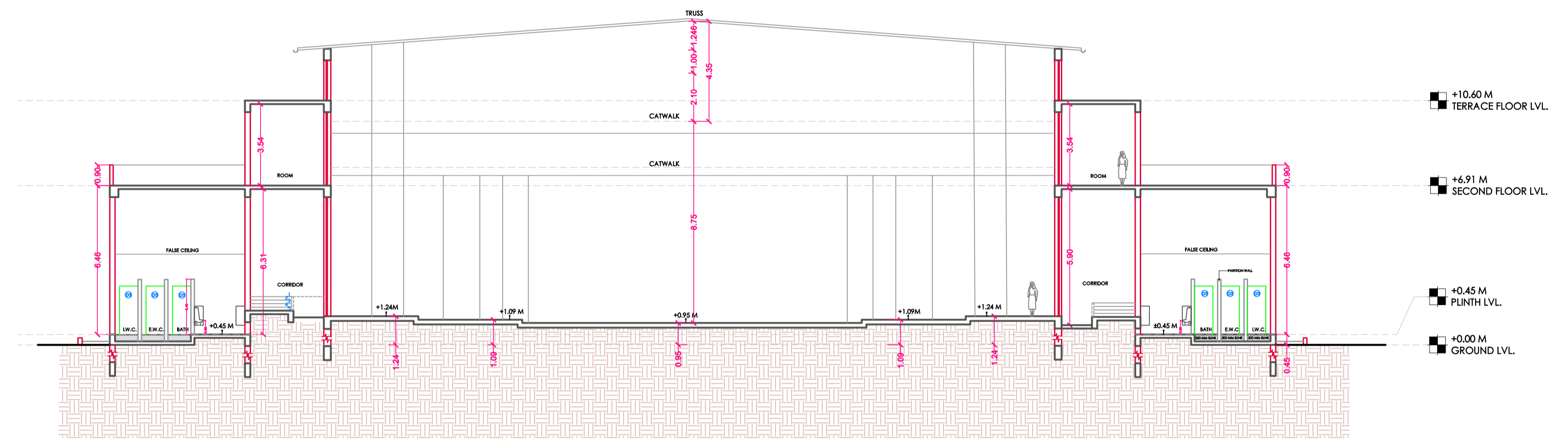


NOTES:

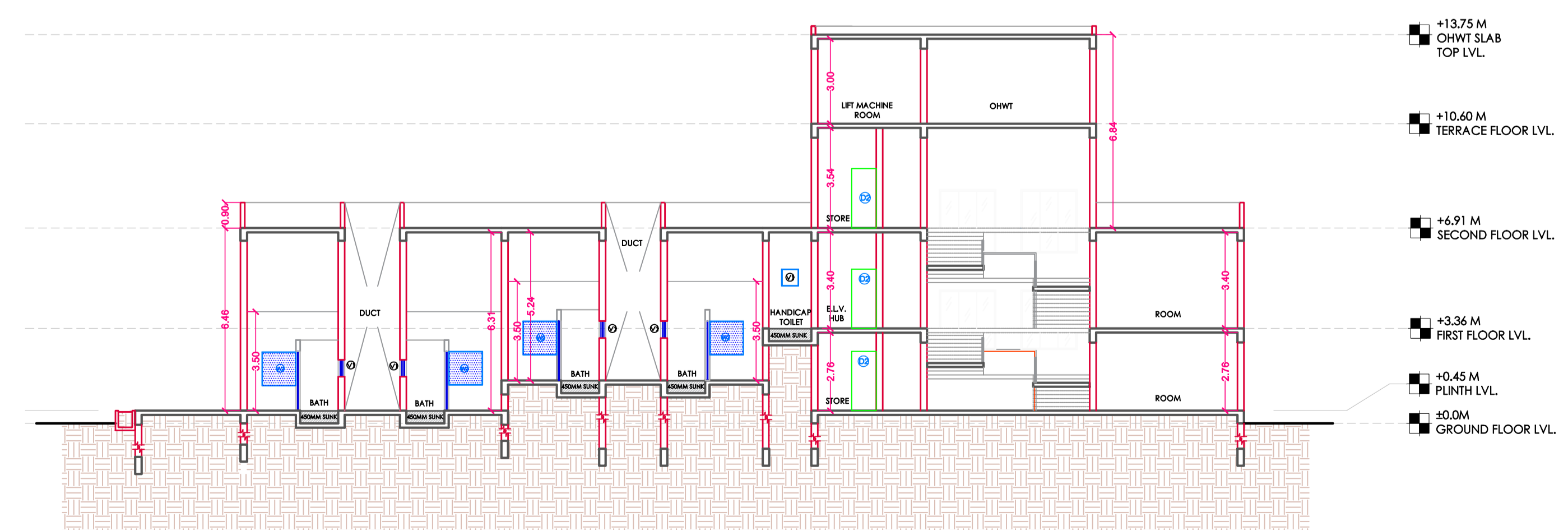
- DRAWING AREAS TO BE READ AND NOT TO BE SCALED.
- ALL DIMENSIONS ARE IN MILLIMETERS UNLESS MENTIONED OTHERWISE.
- ANY DISCREPANCY FOUND SHOULD BE BROUGHT TO THE NOTICE OF THIS OFFICE.
- IMPLEMENTATION OF THE LAYOUT PLAN IS SUBJECT TO APPROVAL OF LOCAL BODY AND OTHER STATIONERY BODIES.



SECTION AT A-A'



SECTION AT B-B'



SECTION AT E-E'

DOOR SCHEDULE

1.	D1	1.0 M X 2.1 M	
2.	D1b	1.0 M X 2.1 M	
3.	D2	0.9 M X 2.1 M	
4.	D3	0.8 M X 2.1 M	
5.	D8	2.0 M X 2.1 M	

WINDOW SCHEDULE

1.	W	1.2 M x 5.0M	
2.	W1	2.0 M x 1.2 M	
3.	V1	0.6 M x 0.9 M	

AREA STATEMENT

AUDITORIUM:TOTAL BUILT-UP		
Sr.No.	FLOOR	BUILT-UP AREA (Sq.m.)
1	Ground Floor	1124.64
2	First Floor	2970.6
3	Second Floor	175.63
4	Total B/Up Area	4270.87

LEGEND

1. PLOT BOUNDARY : BLACK LINE	=====
2. PROPOSED WORK : RED LINE	=====
3. EXISTING WORK TO BE DEMOLISHED : YELLOW HATCH	=====
4. EXISTING WORK TO BE RETAINED : HATCH	=====

BRIEF SPECIFICATION

A.	230 MM THK EXTERNAL WALLS.
B.	150 MM THK INTERNAL WALLS.
C.	R.C.C. SHEAR WALL.
D.	200 MM THK AAC BLOCK.
E.	12MM THK INT. PLATSER
F.	18MM THK EXT. PLATSER

CERTIFICATE OF AREA  
 CERTIFIED THAT THE PLOT UNDER REFERENCE WAS SERVEYED BY ME AND THE DIMENSIONS OF SIDES OF PLOT STATED ON PLAN ARE AS MEASURED ON SITE AND THE AREA SO WORKED OUT TALLIES WITH THE AREA STATED IN THE DOCUMENTS OWNERSHIP / T.P. SCHEME RECORDS / LAND RECORDS DEPT.

SIGN:  
  
 PROJECT:  
 ARCHITECTS SIGN & STAMP:

OWNERS	SIGN
COMMISSIONER, YASHWANTRAO CHAVAN ACADEMY OF DEVELOPMENT ADMINISTRATION (YASHADA), TATHAWADE, PUNE.	

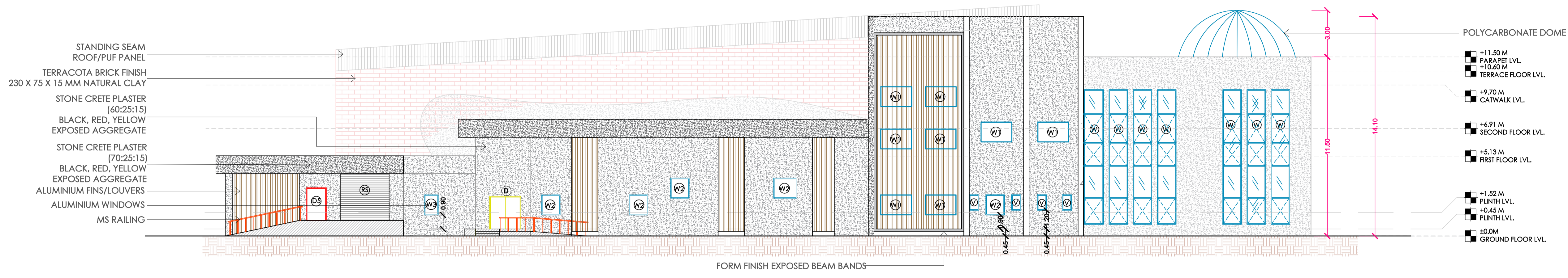
JOB NO	DATE	SCALE	NORTH	DRAWN	CHECKED
	02/03/24	1:150 (A1)			

CONSULTANT ARCHITRCT :  
 CDEP TECHNOLOGICAL UNIVERSITY,  
 SHIVAJINAGAR, PUNE - 411005

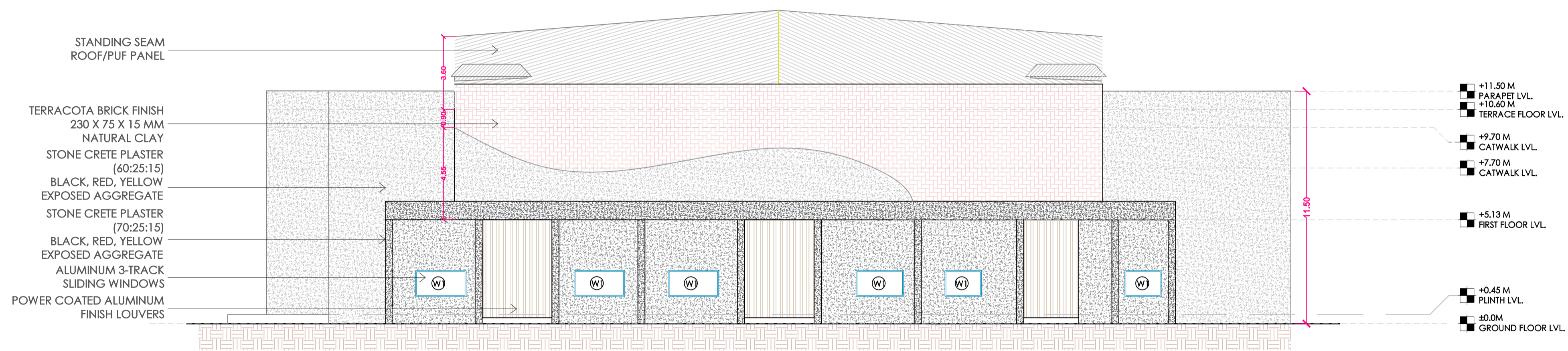


NOTES:

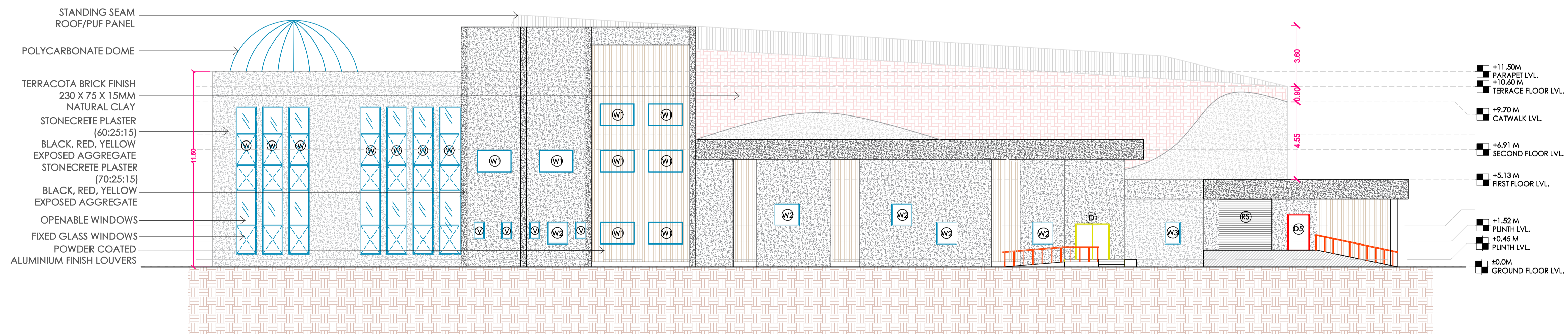
- DRAWING AREAS TO BE READ AND NOT TO BE SCALED.
- ALL DIMENTIONS ARE IN MILIMETERS UNLESS MENTIONED OTHERWISE.
- ANY DISCREPANCY FOUND SHOULD BE BROUGHT TO THE NOTICE OF THIS OFFICE.
- IMPLEMENTATION OF THE LAYOUT PLAN IS SUBJECT TO APPROVAL OF LOCAL BODY AND OTHER STATIONERY BODIES.



EAST ELEVATION



SOUTH ELEVATION



WEST ELEVATION

DOOR SCHEDULE

1.	D1	1.0 M X 2.1 M	
2.	D1b	1.0 M X 2.1 M	
3.	D2	0.9 M X 2.1 M	
4.	D3	0.8 M X 2.1 M	
5.	D8	2.0 M X 2.1 M	

WINDOW SCHEDULE

1.	W	1.2 M x 5.0M	
2.	W1	2.0 M x 1.2 M	
3.	W2	1.5 M x 1.3 M	
4.	V1	0.6 M x 0.9 M	

AREA STATEMENT

AUDITORIUM:TOTAL BUILT-UP		
Sr.No.	FLOOR	BUILT-UP AREA (Sq.m.)
1	Ground Floor	1124.64
2	First Floor	2970.6
3	Second Floor	175.63
4	Total B/Up Area	4270.87

LEGEND

1. PLOT BOUNDARY : BLACK LINE	
2. PROPOSED WORK : RED LINE	
3. EXISTING WORK TO BE DEMOLISHED : YELLOW HATCH	
4. EXISTING WORK TO BE RETAINED : HATCH	

BRIEF SPECIFICATION

A. 230 MM THK EXTERNAL WALLS.
B. 150 MM THK INTERNAL WALLS.
C. R.C.C. SHEAR WALL.
D. 200 MM THK AAC BLOCK.
E. 12MM THK INT. PLATSER
F. 18MM THK EXT. PLATSER

CERTIFICATE OF AREA  
 CERTIFIED THAT THE PLOT UNDER REFERENCE WAS SERVEYED BY ME AND THE DIMENSIONS OF SIDES OF PLOT STATED ON PLAN ARE AS MEASURED ON SITE AND THE AREA SO WORKED OUT TALLIES WITH THE AREA STATED IN THE DOCUMENTS OWNERSHIP / T.P. SCHEME RECORDS / LAND RECORDS DEPT.

SIGN:  
  
 PROJECT:  
 ARCHITECTS SIGN & STAMP:

OWNERS SIGN  
 COMMISSIONER, YASHWANTRAO CHAVAN ACADEMY OF DEVELOPMENT ADMINISTRATION (YASHADA), TATHAWADE, PUNE.

JOB NO	DATE	SCALE	NORTH	DRAWN	CHECKED
	02/03/24	1:150 (A1)			

CONSULTANT ARCHITRCT :  
 CDEP TECHNOLOGICAL UNIVERSITY, SHIVAJINAGAR, PUNE - 411005



NOTES:

- DRAWING AREAS TO BE READ AND NOT TO BE SCALED.
- ALL DIMENSIONS ARE IN MILLIMETERS UNLESS MENTIONED OTHERWISE.
- ANY DISCREPANCY FOUND SHOULD BE BROUGHT TO THE NOTICE OF THIS OFFICE.
- IMPLEMENTATION OF THE LAYOUT PLAN IS SUBJECT TO APPROVAL OF LOCAL BODY AND OTHER STATIONERY BODIES.

DOOR SCHEDULE

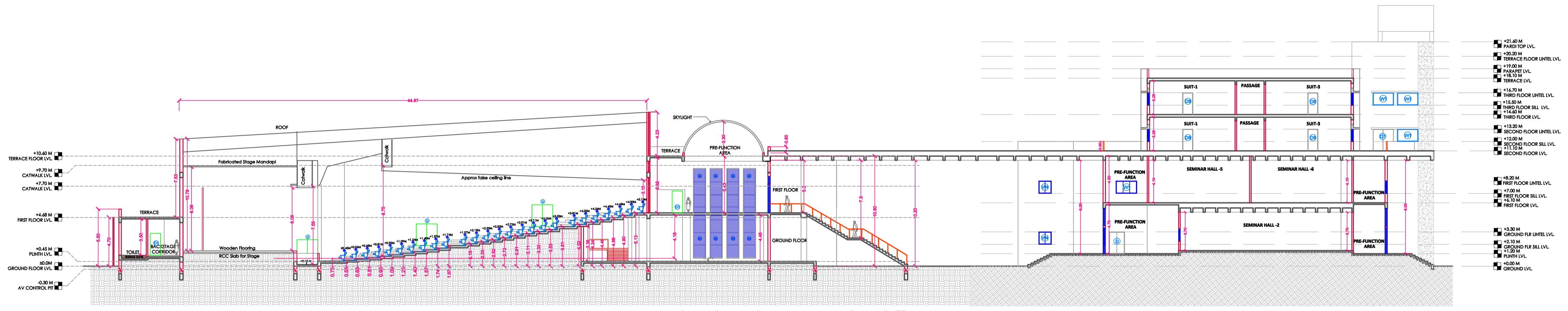
--	--	--

AREA STATEMENT

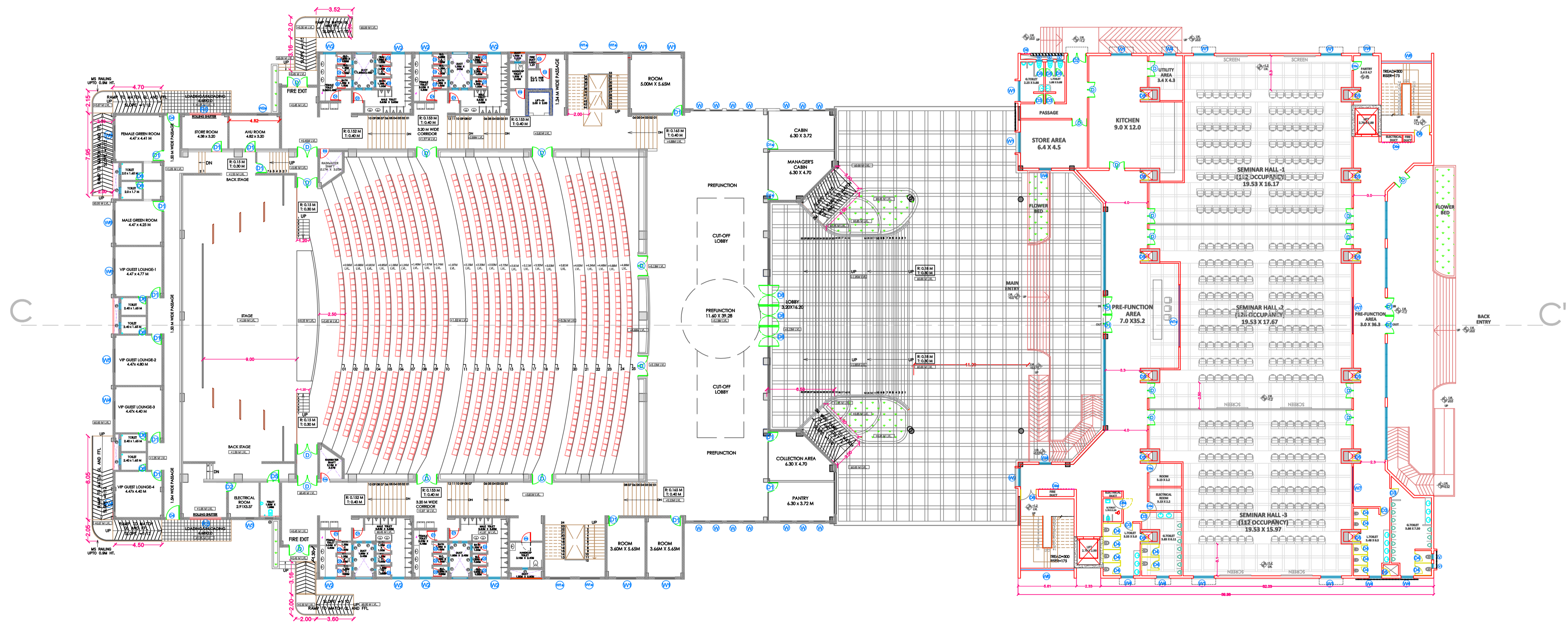
AUDITORIUM:TOTAL BUILT-UP		
Sr.No.	FLOOR	BUILT-UP AREA (Sq.m.)
1	Ground Floor	1124.64
2	First Floor	2970.6
3	Second Floor	175.63
4	Total B/Up Area	4270.87

SEMINAR HALL:TOTAL BUILT-UP		
Sr.No.	FLOOR	BUILT-UP AREA (Sq.m.)
1	Ground Floor	1619.56
2	First Floor	1619.56
3	Second Floor	1193.9
4	Third Floor	1193.9
5	Terrace Floor	156.25
6	Total Area	5783.17



SECTION AT C-C''



LEGEND

1. PLOT BOUNDARY : BLACK LINE	
2. PROPOSED WORK : RED LINE	
3. EXISTING WORK TO BE DEMOLISHED : YELLOW HATCH	
4. EXISTING WORK TO BE RETAINED : HATCH	

BRIEF SPECIFICATION

- 230 MM THK EXTERNAL WALLS.
- 150 MM THK INTERNAL WALLS.
- R.C.C. SHEAR WALL.
- 200 MM THK AAC BLOCK.
- 12MM THK INT. PLATSER
- 18MM THK EXT. PLATSER

CERTIFICATE OF AREA  
 CERTIFIED THAT THE PLOT UNDER REFERENCE WAS SERVEYED BY ME AND THE DIMENSIONS OF SIDES OF PLOT STATED ON PLAN ARE AS MEASURED ON SITE AND THE AREA SO WORKED OUT TALLIES WITH THE AREA STATED IN THE DOCUMENTS OWNERSHIP / T.P. SCHEME RECORDS / LAND RECORDS DEPT.

SIGN:  
  
 PROJECT:  
 ARCHITECTS SIGN & STAMP:

OWNERS  
 COMMISSIONER, YASHWANTRAO CHAVAN ACADEMY OF DEVELOPMENT ADMINISTRATION (YASHADA), TATHAWADE, PUNE.

JOB NO	DATE	SCALE	NORTH	DRAWN	CHECKED
	02/03/24	1:250 (A1)			












CONSULTANT ARCHITECT:  
 CDEP TECHNOLOGICAL UNIVERSITY, SHIVAJINAGAR, PUNE - 411005



## Jaquar CP Sanitary Fittings

S.No.	Cat No.	Description	HSN Code	Image
1.00	FLS- WHT-5353PPZ	RIMLESS BOWL WITH CISTERN FOR EXTENDED WALL HUNG WC WITH PP SOFT CLOSE SEAT COVER HINGES DUAL FLUSH CISTERN FITTING ACCESSORIES SET SIZE: 380X650X730 MM	69109000	
2.10	FNS- WHT-40701	UNDER COUNTER BASIN WITH FIXING ACCESSORIES SIZE: 605X410X200 MM SHAPE: RECTANGULAR	69109000	
2.20	ALD-CHR-709	WASTE COUPL.32MM HALF THREAD	74182010	
2.30	FUS- CHR-29001	PILLAR COCK	84818020	
2.40	ALD-CHR-769L300X190	BOTTLE TRAP (WITH INTERNAL PARTITION) 32MM SIZE WITH 300MM & 190MM LONG WALL CONNECTION PIPES & WALL FLANGE	74182010	
2.50	AQT-CHR-3057	ANGULAR STOP COCK (REGULATING VALVE) WITH TRIANGULAR HANDLE AND WALL FLANGE	84818020	
3.10	URS- WHT-13259	URINAL (TOP INLET) WITH FIXING ACCESSORIES SET SIZE:475X315X 715 MM	69109000	
3.20	PRS-CHR-077	URINAL VALVE AUTO CLOSING SYSTEM WITH BUILT-IN CONTROL COCK & WALL FLANGE	84818020	
4.00	FUS- CHR-29041	2-WAY BIB COCK WITH WALL FLANGE	84818020	
5.10	SHA-CHR-1213	EXPOSED SHOWER PIPE FOR WALL MIXER ROUND SHAPE 25MM SIZE 1050X350MM WITH PROVISION TO ADJUST HEIGHT UPTO 250MM WITH WALL BRACKET FOR CONNECTION TO OVERHEAD SHOWER & SLIDING HOLDER FOR HAND SHOWER	84818020	
5.20	FUS- CHR-29267SHK	BATH & SHOWER MIXER (WALL MOUNTED) WITH CONNECTOR FOR HAND SHOWER PLASTIC COATED SHOWER HOSE HAND SHOWER & WALL BRACKET (571 5537N & 555)	84818020	



S.No.	Cat No.	Description	HSN Code	Image
5.30	OHS-CHR-1989	OVER HEAD SHOWER SINGLEFLOW 100MM DIA(ABS CP)	39221000	
6.00	ALD-CHR-573	HAND SHOWER (HEALTH FAUCET) WITH 8MM DIA 1 METER LONG FLEXIBLE TUBE AND WALL HOOK	39221000	
7.00	FLR-CHR-5347N	SINK COCK WITH REGULAR SWINGING SPOUT (WALL MOUNTED MODEL) WITH WALL FLANGE	84818020	
8.00	ACN-CHF-1111SM	SINGLE TOWEL RAIL 600MM LONG STAINLESS STEEL	83025000	
9.00	ACN-CHR-1181S	TOWEL RACK 600MM LONG WITH LOWER HANGERS STAINLESS STEEL	83025000	
10.00	ACN-CHR-1177N	SHOWER BASKET SMALL	74182010	
11.00	ACN-CHR-1151N	TOILET ROLL HOLDER	74182010	
12.00	AKP-CHR-35761P	DOUBLE COAT HOOK	83025000	
13.00	AHS-CHR-1565	CLOTH LINER RETRACTABLE	73249000	
14.00	ACN-CHR-1121N	TOWEL RING SQUARE	83025000	
15.00	JSE-V/HT STSQ121 2X	SHOWER TRAY 1200MM X 1200MM SQUARE FOR ENNA	39229000	



- NOTES:
- DRAWING AREAS TO BE READ AND NOT TO BE SCALED.
  - ALL DIMENSIONS ARE IN MILLIMETERS UNLESS MENTIONED OTHERWISE.
  - ANY DISCREPANCY FOUND SHOULD BE BROUGHT TO THE NOTICE OF THIS OFFICE.
  - IMPLEMENTATION OF THE LAYOUT PLAN IS SUBJECT TO APPROVAL OF LOCAL BODY AND OTHER STATIONERY BODIES.

DOOR SCHEDULE

1.	D	1.5 M X 2.1 M
2.	D1	1.75 M X 2.5 M
3.	D2	1.8 M X 2.1 M
4.	D3	0.9 M X 2.1 M
5.	D3a	0.9 M X 2.1 M
6.	D4	0.8 M X 2.1 M
7.	D5	0.75 M X 2.1 M
8.	D6	1.5 M X 2.1 M

WINDOW SCHEDULE

1.	W1	2.0 M X 1.2 M
2.	W2	1.8 M X 1.2 M
3.	W4	1.2 M X 1.2 M
4.	W6	4.7 M X 2.98 M
5.	W7	3.5 M X 1.2 M
6.	W7a	6.0 M X 1.2 M

AREA STATEMENT

SEMINAR HALL: TOTAL BUILT-UP		
Sr.No.	FLOOR	BUILT-UP AREA (Sq.m.)
1	Ground Floor	1619.56
2	First Floor	1619.56
3	Second Floor	1193.9
4	Third Floor	1193.9
5	Terrace Floor	156.25
6	Total Area	5783.17

LEGEND


- BRIEF SPECIFICATION
- A. 230 MM THK EXTERNAL WALLS.
  - B. 150 MM THK INTERNAL WALLS.
  - C. R.C.C. SHEAR WALL.
  - D. 200 MM THK AAC BLOCK.
  - E. 12MM THK INT. PLATSER
  - F. 18MM THK EXT. PLATSER

CERTIFICATE OF AREA  
 CERTIFIED THAT THE PLOT UNDER REFERENCE WAS SURVEYED BY ME AND THE DIMENSIONS OF SIDES OF PLOT STATED ON PLAN ARE AS MEASURED ON SITE AND THE AREA SO WORKED OUT TALLIES WITH THE AREA STATED IN THE DOCUMENTS OWNERSHIP / T.P. SCHEME RECORDS / LAND RECORDS DEPT.

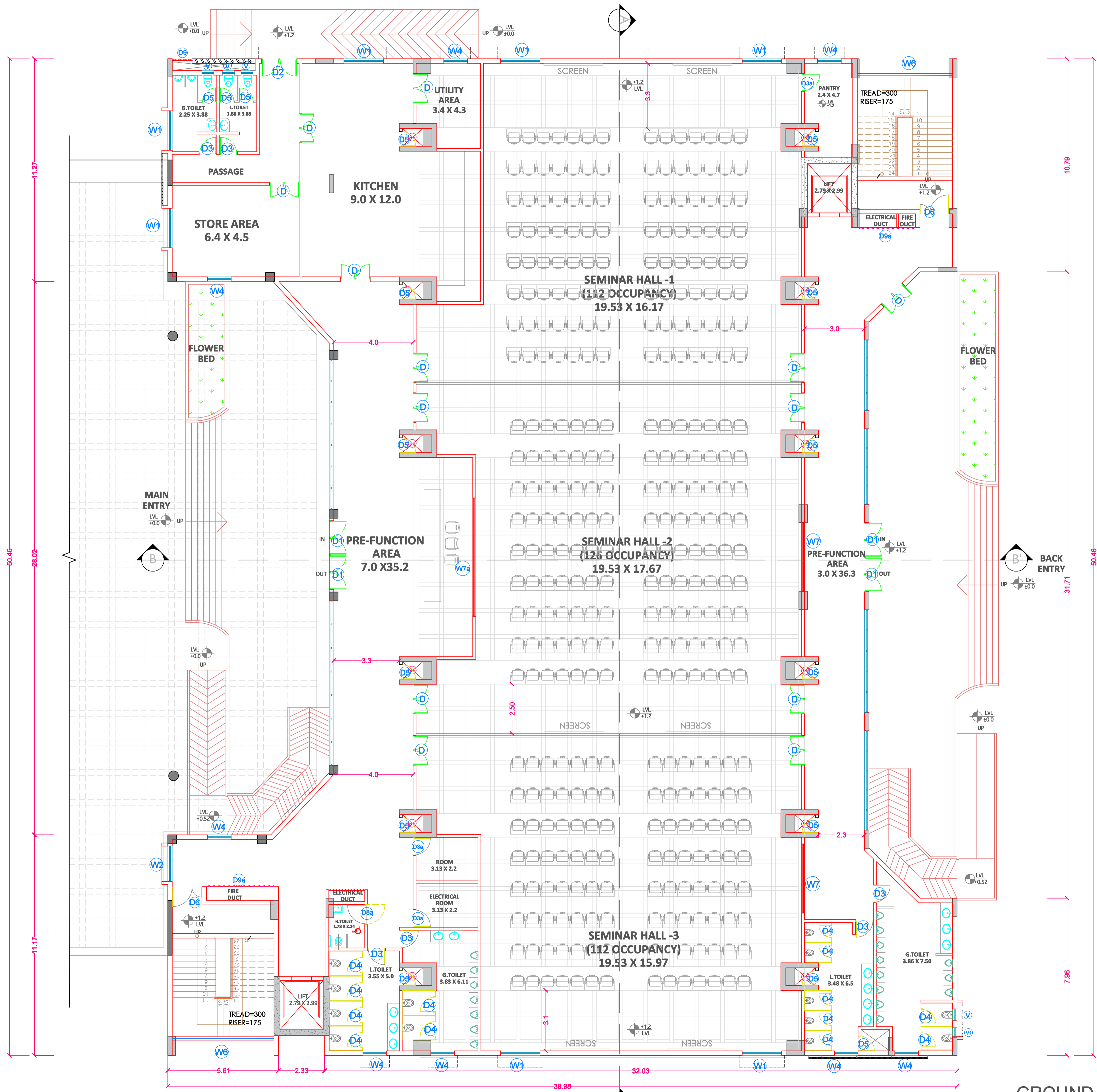
SIGN:  
 PROJECT:  
 ARCHITECTS SIGN & STAMP:

OWNERS SIGN  
 COMMISSIONER, YASHWANTRAO CHAVAN ACADEMY OF DEVELOPMENT ADMINISTRATION (YASHADA), TATHAWADE, PUNE.

JOB NO. DATE SCALE NORTH DRAWN CHECKED  
 02/03/2024 1:100 AR.NUTAN AR.P.S SHIRKE AR.KALYANI & G.BIRAGDAR

CONSULTANT ARCHITECT:  
 COEP TECHNOLOGICAL UNIVERSITY, SHIVAJINAGAR, PUNE - 411 005

YASHADA CONVENTION CENTRE, TATHAWADE, PUNE  
 GROUND FLOOR PLAN  
 S.NO 01



GROUND FLOOR PLAN 1  
 1:100 (A1)



NOTES:

- DRAWING AREAS TO BE READ AND NOT TO BE SCALED.
- ALL DIMENSIONS ARE IN MILLIMETERS UNLESS MENTIONED OTHERWISE.
- ANY DISCREPANCY FOUND SHOULD BE BROUGHT TO THE NOTICE OF THIS OFFICE.
- IMPLEMENTATION OF THE LAYOUT PLAN IS SUBJECT TO APPROVAL OF LOCAL BODY AND OTHER STATIONERY BODIES.

DOOR SCHEDULE

1.	D	1.5 M X 2.1 M
2.	D3	0.9 M X 2.1 M
3.	D3a	0.9 M X 2.1 M
4.	D4	0.8 M X 2.1 M
5.	D6	1.5 M X 2.1 M

WINDOW SCHEDULE

1.	W1	2.0 M X 1.2 M
2.	W2	1.8 M X 1.2 M
3.	W4	1.2 M X 1.2 M
4.	W6a	4.7 M X 2.95 M

AREA STATEMENT

Sr.No.	FLOOR	BUILT-UP AREA (Sq.m.)
1	Ground Floor	1619.56
2	First Floor	1619.56
3	Second Floor	1193.9
4	Third Floor	1193.9
5	Terrace Floor	156.25
6	Total Area	5783.17

LEGEND

1. PLOT BOUNDARY : BLACK LINE	=====
2. PROPOSED WORK : RED LINE	=====
3. EXISTING WORK TO BE DEMOLISHED : YELLOW HATCH	=====
4. EXISTING WORK TO BE RETAINED : HATCH	=====
5. DRAINAGE LINE : BLACK DOTTED LINE	-----
6. WATER LINE : RED DOTTED LINE	-----

BRIEF SPECIFICATION

A. 230 MM THK EXTERNAL WALLS.
B. 150 MM THK INTERNAL WALLS.
C. R.C.C. SHEAR WALL.
D. 200 MM THK AAC BLOCK.
E. 12MM THK INT. PLATSER
F. 18MM THK EXT. PLATSER

CERTIFICATE OF AREA  
 CERTIFIED THAT THE PLOT UNDER REFERENCE WAS SURVEYED BY ME AND THE DIMENSIONS OF SIDES OF PLOT STATED ON PLAN ARE AS MEASURED ON SITE AND THE AREA SO WORKED OUT TALLIES WITH THE AREA STATED IN THE DOCUMENTS OWNERSHIP / T.P. SCHEME RECORDS / LAND RECORDS DEPT.

SIGN:

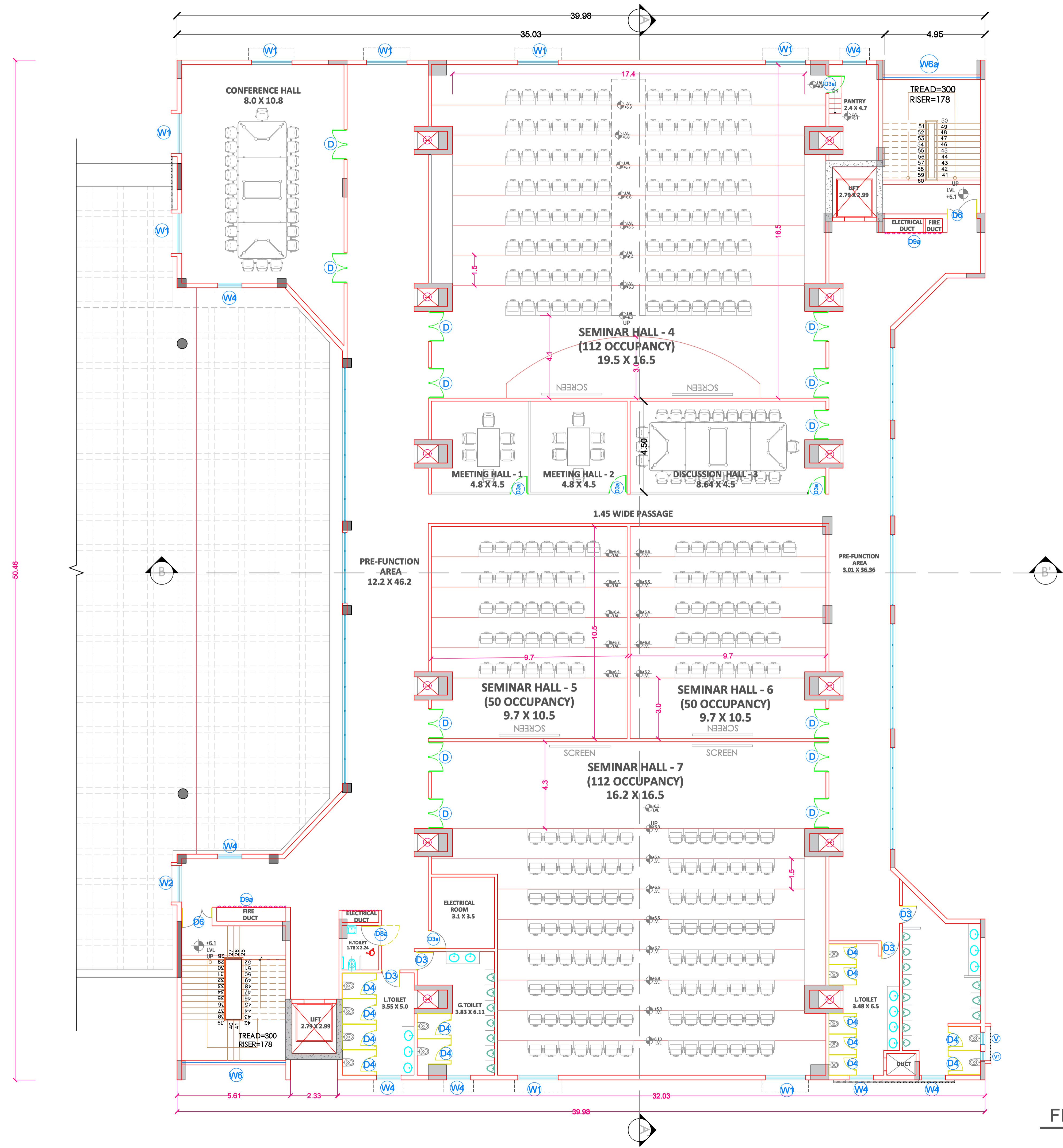
PROJECT:  
 ARCHITECTS SIGN & STAMP:

OWNERS	SIGN
COMMISSIONER, YASHWANTRAO CHAVAN ACADEMY OF DEVELOPMENT ADMINISTRATION (YASHADA), TATHAWADE, PUNE.	

JOB NO	DATE	SCALE	NORTH	DRAWN	CHECKED
	02/03/2024	1:100		AR.NUTAN AR.KALYANI	AR.P.S.SHIRKE & G.BIRAGDAR

CONSULTANT ARCHITECT:  
 COEP TECHNOLOGICAL UNIVERSITY,  
 SHIVAJINAGAR, PUNE - 411 005

YASHADA CONVENTION CENTRE, TATHAWADE,PUNE FIRST FLOOR PLAN	S.NO
	02



FIRST FLOOR PLAN 2  
 1:100 (A1)



- NOTES:
- DRAWING AREAS TO BE READ AND NOT TO BE SCALED.
  - ALL DIMENSIONS ARE IN MILLIMETERS UNLESS MENTIONED OTHERWISE.
  - ANY DISCREPANCY FOUND SHOULD BE BROUGHT TO THE NOTICE OF THIS OFFICE.
  - IMPLEMENTATION OF THE LAYOUT PLAN IS SUBJECT TO APPROVAL OF LOCAL BODY AND OTHER STATIONERY BODIES.

DOOR SCHEDULE

1.	D3	0.9 M X 2.1 M
2.	D6	1.5 M X 2.1 M
3.	D7	2.0 M X 2.1 M
4.	D8	1.0 M X 2.1 M

WINDOW SCHEDULE

1.	W	2.4 M x 1.2 M
2.	W1	2.0 M x 1.2 M
3.	W2	1.8 M X 1.2 M
4.	W3	1.6 M X 1.2 M
5.	W6b	4.7 M X 2.15 M
6.	W5	1.0 M X 1.2 M

AREA STATEMENT

SEMINAR HALL: TOTAL BUILT-UP		
Sr.No.	FLOOR	BUILT-UP AREA (Sq.m.)
1	Ground Floor	1619.56
2	First Floor	1619.56
3	Second Floor	1193.9
4	Third Floor	1193.9
5	Terrace Floor	156.25
6	Total Area	5783.17

- LEGEND
- PLOT BOUNDARY : BLACK LINE
  - PROPOSED WORK : RED LINE
  - EXISTING WORK TO BE DEMOLISHED : YELLOW HATCH
  - EXISTING WORK TO BE RETAINED : HATCH
  - DRAINAGE LINE : BLACK DOTTED LINE
  - WATER LINE : RED DOTTED LINE

- BRIEF SPECIFICATION
- 230 MM THK EXTERNAL WALLS.
  - 150 MM THK INTERNAL WALLS.
  - R.C.C. SHEAR WALL.
  - 200 MM THK AAC BLOCK.
  - 12MM THK INT. PLATSER
  - 18MM THK EXT. PLATSER

CERTIFICATE OF AREA  
 CERTIFIED THAT THE PLOT UNDER REFERENCE WAS SURVEYED BY ME AND THE DIMENSIONS OF SIDES OF PLOT STATED ON PLAN ARE AS MEASURED ON SITE AND THE AREA SO WORKED OUT TALLIES WITH THE AREA STATED IN THE DOCUMENTS OWNERSHIP / T.P. SCHEME RECORDS / LAND RECORDS DEPT.

SIGN:

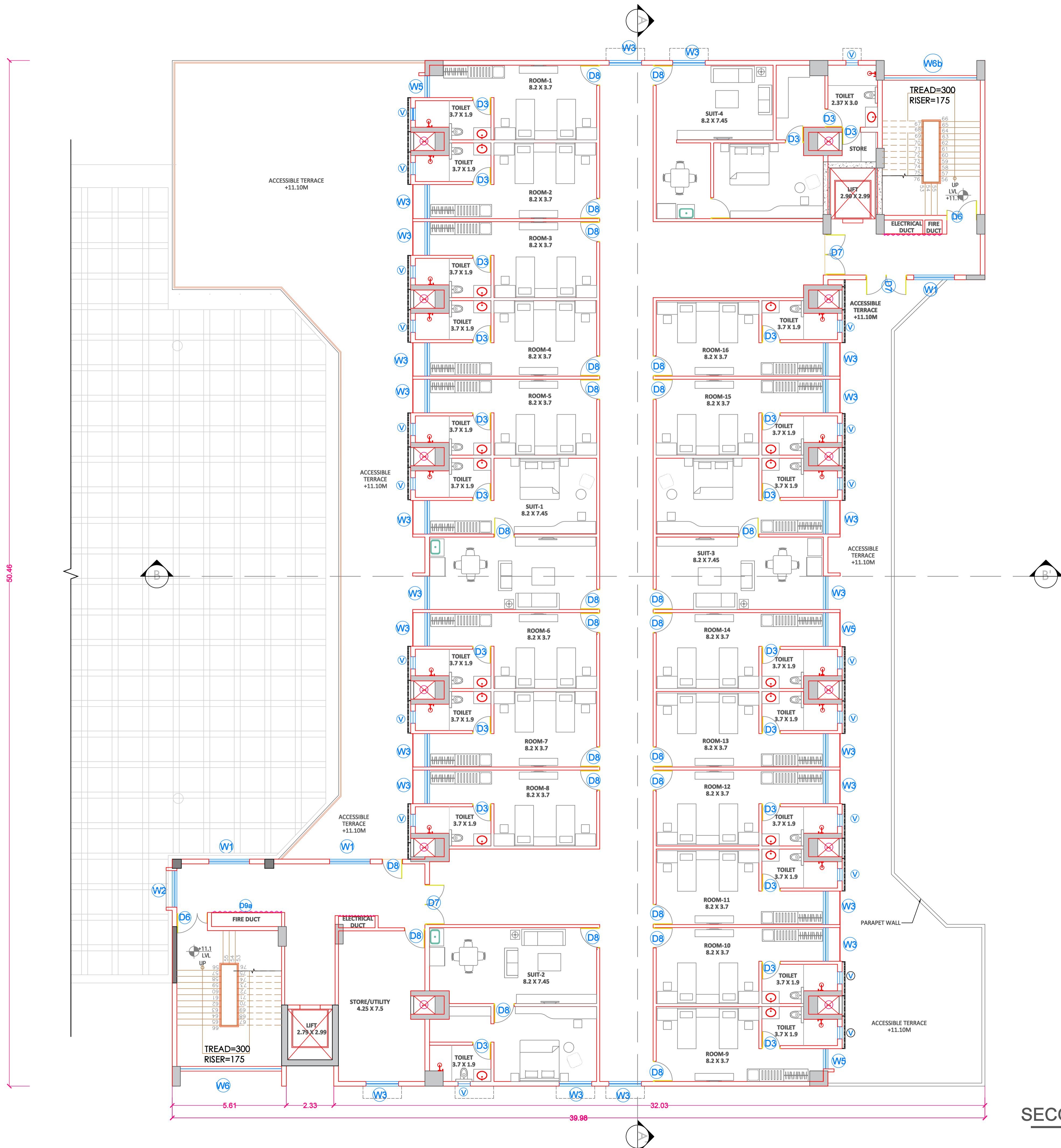
PROJECT:  
 ARCHITECTS SIGN & STAMP:

OWNERS SIGN  
 COMMISSIONER, YASHWANTRAO CHAVAN ACADEMY OF DEVELOPMENT ADMINISTRATION (YASHADA), TATHAWADE, PUNE.

JOB NO	DATE	SCALE	NORTH	DRAWN	CHECKED
	02/03/2024	1:100		AR.NUTAN AR.KALYANI	AR.P.S.SHIRKE AR.G.BIRAGDAR

CONSULTANT ARCHITECT:  
 COEP TECHNOLOGICAL UNIVERSITY, SHIVAJINAGAR, PUNE - 411 005

YASHADA CONVENTION CENTRE, TATHAWADE, PUNE  
 SECOND FLOOR PLAN  
 S.NO 03



SECOND FLOOR PLAN 3  
 1:100 (A1)

NOTES:

- DRAWING AREAS TO BE READ AND NOT TO BE SCALED.
- ALL DIMENSIONS ARE IN MILLIMETERS UNLESS MENTIONED OTHERWISE.
- ANY DISCREPANCY FOUND SHOULD BE BROUGHT TO THE NOTICE OF THIS OFFICE.
- IMPLEMENTATION OF THE LAYOUT PLAN IS SUBJECT TO APPROVAL OF LOCAL BODY AND OTHER STATIONERY BODIES.

DOOR SCHEDULE

1.	D3	0.9 M X 2.1 M
2.	D6	1.5 M X 2.1 M
3.	D7	2.0 M X 2.1 M
4.	D8	1.0 M X 2.1 M

WINDOW SCHEDULE

1.	W	2.4 M x 1.2 M
2.	W1	2.0 M x 1.2 M
3.	W2	1.8 M X 1.2 M
4.	W3	1.6 M X 1.2 M
5.	W6b	4.7 M X 2.15 M
6.	W5	1.0 M X 1.2 M

AREA STATEMENT

SEMINAR HALL: TOTAL BUILT-UP		
Sr.No.	FLOOR	BUILT-UP AREA (Sq.m.)
1	Ground Floor	1619.56
2	First Floor	1619.56
3	Second Floor	1193.9
4	Third Floor	1193.9
5	Terrace Floor	156.25
6	Total Area	5783.17

LEGEND

- PLOT BOUNDARY : BLACK LINE
- PROPOSED WORK : RED LINE
- EXISTING WORK TO BE DEMOLISHED : YELLOW HATCH
- EXISTING WORK TO BE RETAINED : HATCH
- DRAINAGE LINE : BLACK DOTTED LINE
- WATER LINE : RED DOTTED LINE

BRIEF SPECIFICATION

- 230 MM THK EXTERNAL WALLS.
- 150 MM THK INTERNAL WALLS.
- R.C.C. SHEAR WALL.
- 200 MM THK AAC BLOCK.
- 12MM THK INT. PLATSER
- 18MM THK EXT. PLATSER

CERTIFICATE OF AREA

CERTIFIED THAT THE PLOT UNDER REFERENCE WAS SURVEYED BY ME AND THE DIMENSIONS OF SIDES OF PLOT STATED ON PLAN ARE AS MEASURED ON SITE AND THE AREA SO WORKED OUT TALLIES WITH THE AREA STATED IN THE DOCUMENTS OWNERSHIP / T.P. SCHEME RECORDS / LAND RECORDS DEPT.

SIGN:

PROJECT:  
ARCHITECTS SIGN & STAMP:

OWNERS SIGN

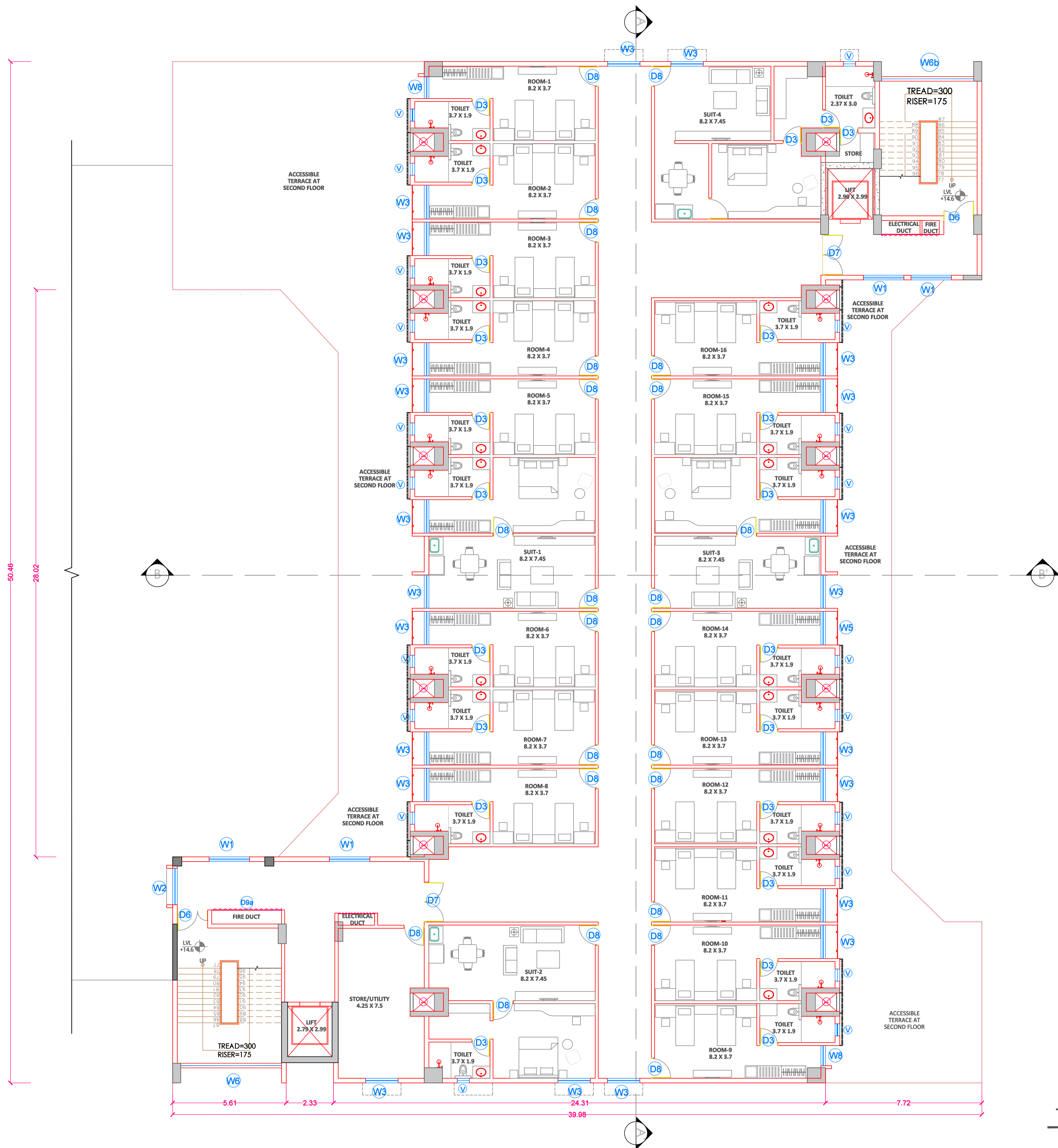
COMMISSIONER, YASHWANTRAO CHAVAN ACADEMY OF DEVELOPMENT ADMINISTRATION (YASHADA), TATHAWADE, PUNE.

JOB NO	DATE	SCALE	NORTH	DRAWN	CHECKED
	02/03/2024	1:100		AR.NUTAN AR.KALYANI	AR.P.S.SHIRKE G.G.BIRAGDAR

CONSULTANT ARCHITECT:  
COEP TECHNOLOGICAL UNIVERSITY,  
SHIVAJINAGAR, PUNE - 411 005

YASHADA CONVENTION CENTRE,  
TATHAWADE, PUNE  
THIRD FLOOR PLAN

S.NO  
**04**



**THIRD FLOOR PLAN** 4  
1:100 (A1)



NOTES:

- DRAWING AREAS TO BE READ AND NOT TO BE SCALED.
- ALL DIMENSIONS ARE IN MILLIMETERS UNLESS MENTIONED OTHERWISE.
- ANY DISCREPANCY FOUND SHOULD BE BROUGHT TO THE NOTICE OF THIS OFFICE.
- IMPLEMENTATION OF THE LAYOUT PLAN IS SUBJECT TO APPROVAL OF LOCAL BODY AND OTHER STATIONERY BODIES.

AREA STATEMENT

Sr.No.	FLOOR	BUILT-UP AREA (Sq.m.)
1	Ground Floor	1619.56
2	First Floor	1619.56
3	Second Floor	1193.9
4	Third Floor	1193.9
5	Terrace Floor	156.25
6	Total Area	5783.17

LEGEND

1. PLOT BOUNDARY : BLACK LINE
2. PROPOSED WORK : RED LINE
3. EXISTING WORK TO BE DEMOLISHED : YELLOW HATCH
4. EXISTING WORK TO BE RETAINED : HATCH
5. DRAINAGE LINE : BLACK DOTTED LINE
6. WATER LINE : RED DOTTED LINE

BRIEF SPECIFICATION

- 230 MM THK EXTERNAL WALLS.
- 150 MM THK INTERNAL WALLS.
- R.C.C. SHEAR WALL.
- 200 MM THK AAC BLOCK.
- 12MM THK INT. PLATSER
- 18MM THK EXT. PLATSER

CERTIFICATE OF AREA

CERTIFIED THAT THE PLOT UNDER REFERENCE WAS SURVEYED BY ME AND THE DIMENSIONS OF SIDES OF PLOT STATED ON PLAN ARE AS MEASURED ON SITE AND THE AREA SO WORKED OUT TALLIES WITH THE AREA STATED IN THE DOCUMENTS OWNERSHIP / T.P. SCHEME RECORDS / LAND RECORDS DEPT.

SIGN:

PROJECT:  
ARCHITECTS SIGN & STAMP:

OWNERS SIGN

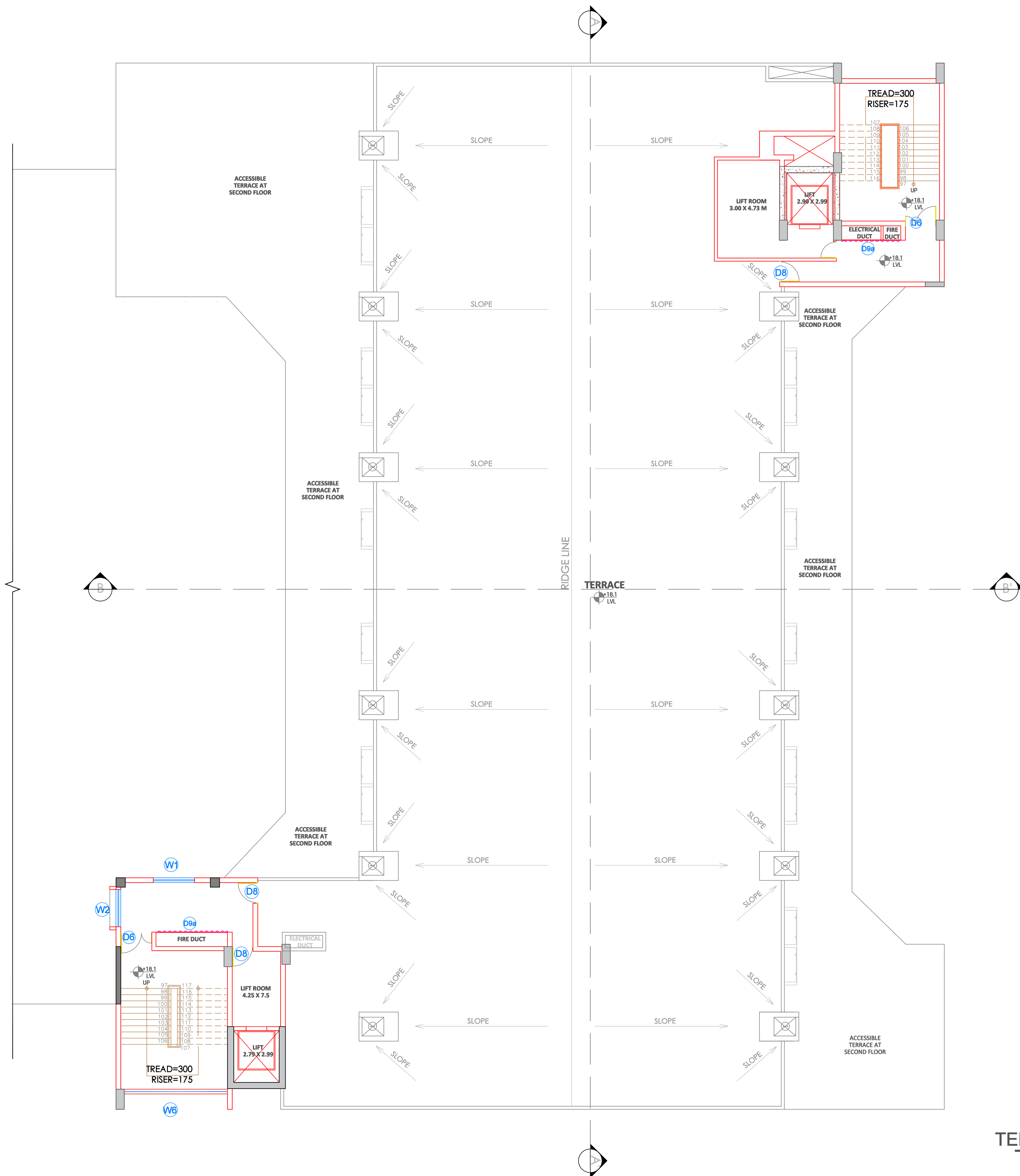
COMMISSIONER, YASHWANTRAO CHAVAN ACADEMY OF DEVELOPMENT ADMINISTRATION (YASHADA), TATHAWADE, PUNE.

JOB NO	DATE	SCALE	NORTH	DRAWN	CHECKED
	02/03/2024	1:100		AR.NUTAN AR.KALYANI	AR.P.S.SHIRKE &G.BIRAGDAR

CONSULTANT ARCHITECT:  
COEP TECHNOLOGICAL UNIVERSITY,  
SHIVAJINAGAR, PUNE - 411 005

YASHADA CONVENTION CENTRE,  
TATHAWADE,PUNE  
TERRACE FLOOR PLAN

S.NO  
**05**




TERRACE FLOOR PLAN 5  
1:100 (A1)



NOTES:

- DRAWING AREAS TO BE READ AND NOT TO BE SCALED.
- ALL DIMENSIONS ARE IN MILLIMETERS UNLESS MENTIONED OTHERWISE.
- ANY DISCREPANCY FOUND SHOULD BE BROUGHT TO THE NOTICE OF THIS OFFICE.
- IMPLEMENTATION OF THE LAYOUT PLAN IS SUBJECT TO APPROVAL OF LOCAL BODY AND OTHER STATIONERY BODIES.



AREA STATEMENT

SEMINAR HALL: TOTAL BUILT-UP		
Sr.No.	FLOOR	BUILT-UP AREA (Sq.m.)
1	Ground Floor	1619.56
2	First Floor	1619.56
3	Second Floor	1193.9
4	Third Floor	1193.9
5	Terrace Floor	156.25
6	Total Area	5783.17

LEGEND

1. PLOT BOUNDARY : BLACK LINE	—————
2. PROPOSED WORK : RED LINE	—————
3. EXISTING WORK TO BE DEMOLISHED : YELLOW HATCH	▨▨▨▨▨
4. EXISTING WORK TO BE RETAINED : HATCH	▨▨▨▨▨
5. DRAINAGE LINE : BLACK DOTTED LINE	.....
6. WATER LINE : RED DOTTED LINE	.....

BRIEF SPECIFICATION

A. 230 MM THK EXTERNAL WALLS.
B. 150 MM THK INTERNAL WALLS.
C. R.C.C. SHEAR WALL.
D. 200 MM THK AAC BLOCK.
E. 12MM THK INT. PLATSER
F. 18MM THK EXT. PLATSER

CERTIFICATE OF AREA  
 CERTIFIED THAT THE PLOT UNDER REFERENCE WAS SURVEYED BY ME AND THE DIMENSIONS OF SIDES OF PLOT STATED ON PLAN ARE AS MEASURED ON SITE AND THE AREA SO WORKED OUT TALLIES WITH THE AREA STATED IN THE DOCUMENTS OWNERSHIP / T.P. SCHEME RECORDS / LAND RECORDS DEPT.

SIGN:

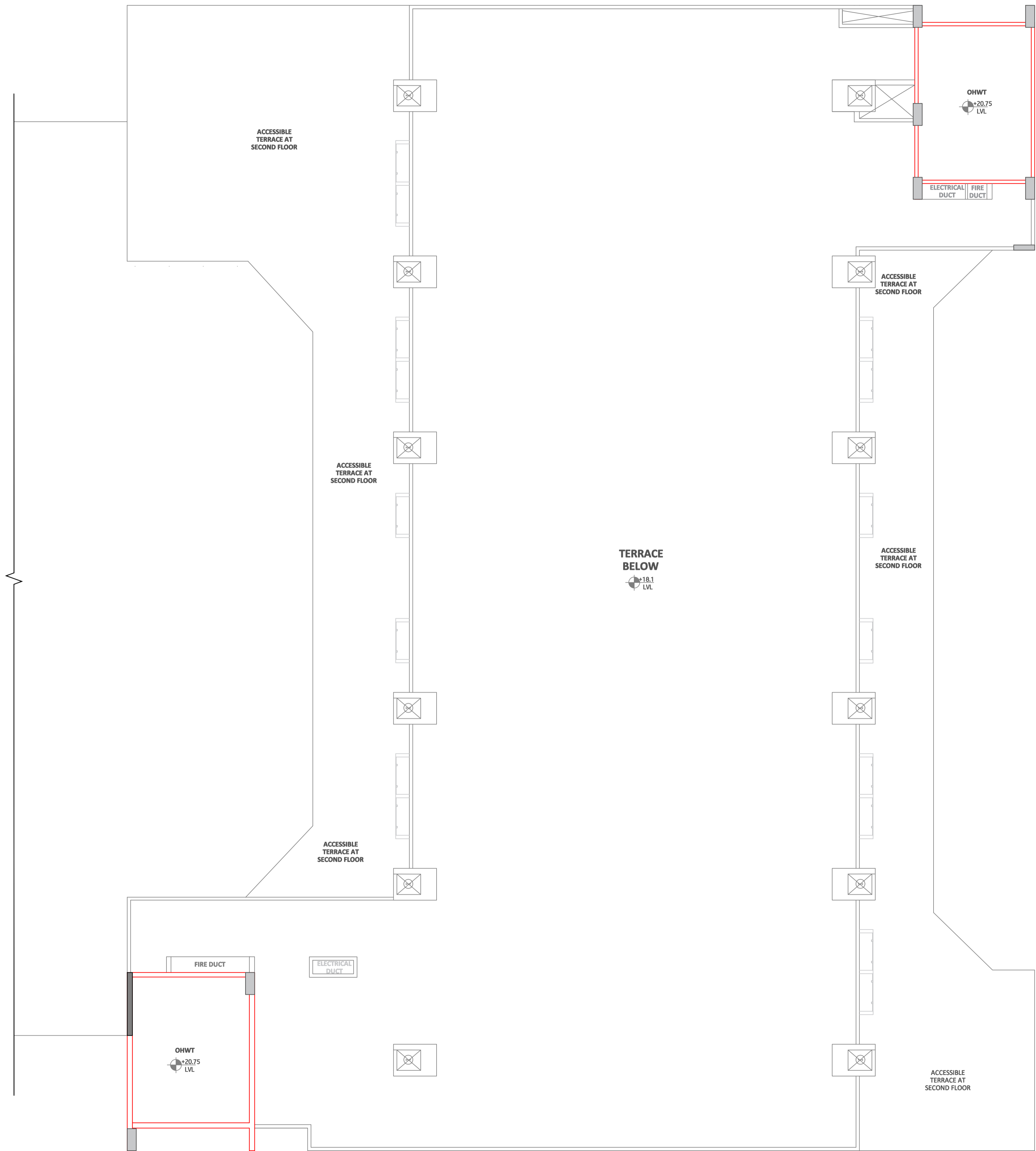
PROJECT:  
 ARCHITECTS SIGN & STAMP:

OWNERS	SIGN
COMMISSIONER, YASHWANTRAO CHAVAN ACADEMY OF DEVELOPMENT ADMINISTRATION (YASHADA), TATHAWADE, PUNE.	

JOB NO	DATE	SCALE	NORTH	DRAWN	CHECKED
	02/03/2024	1:100		AR.NUTAN AR.KALYANI	AR.P.S.SHIRKE G.G.BIRAGIDAR

CONSULTANT ARCHITECT:  
 COEP TECHNOLOGICAL UNIVERSITY,  
 SHIVAJINAGAR, PUNE - 411 005

YASHADA CONVENTION CENTRE , TATHAWADE,PUNE OHWT FLOOR PLAN	S.NO <b>06</b>
---------------------------------------------------------------	-------------------



**OHWT FLOOR PLAN** 6  
 1:100 (A1)



NOTES:

- DRAWING AREAS TO BE READ AND NOT TO BE SCALED.
- ALL DIMENSIONS ARE IN MILLIMETERS UNLESS MENTIONED OTHERWISE.
- ANY DISCREPANCY FOUND SHOULD BE BROUGHT TO THE NOTICE OF THIS OFFICE.
- IMPLEMENTATION OF THE LAYOUT PLAN IS SUBJECT TO APPROVAL OF LOCAL BODY AND OTHER STATIONERY BODIES.

AREA STATEMENT

SEMINAR HALL: TOTAL BUILT-UP		
Sr.No.	FLOOR	BUILT-UP AREA (Sq.m.)
1	Ground Floor	1619.56
2	First Floor	1619.56
3	Second Floor	1193.9
4	Third Floor	1193.9
5	Terrace Floor	156.25
6	Total Area	5783.17

LEGEND

1. PLOT BOUNDARY : BLACK LINE
2. PROPOSED WORK : RED LINE
3. EXISTING WORK TO BE DEMOLISHED : YELLOW HATCH
4. EXISTING WORK TO BE RETAINED : HATCH
5. DRAINAGE LINE : BLACK DOTTED LINE
6. WATER LINE : RED DOTTED LINE

BRIEF SPECIFICATION

- 230 MM THK EXTERNAL WALLS.
- 150 MM THK INTERNAL WALLS.
- R.C.C. SHEAR WALL.
- 200 MM THK AAC BLOCK.
- 12MM THK INT. PLATSER
- 18MM THK EXT. PLATSER

CERTIFICATE OF AREA

CERTIFIED THAT THE PLOT UNDER REFERENCE WAS SURVEYED BY ME AND THE DIMENSIONS OF SIDES OF PLOT STATED ON PLAN ARE AS MEASURED ON SITE AND THE AREA SO WORKED OUT TALLIES WITH THE AREA STATED IN THE DOCUMENTS OWNERSHIP / T.P. SCHEME RECORDS / LAND RECORDS DEPT.

SIGN:

PROJECT:

ARCHITECTS SIGN & STAMP:

OWNERS SIGN

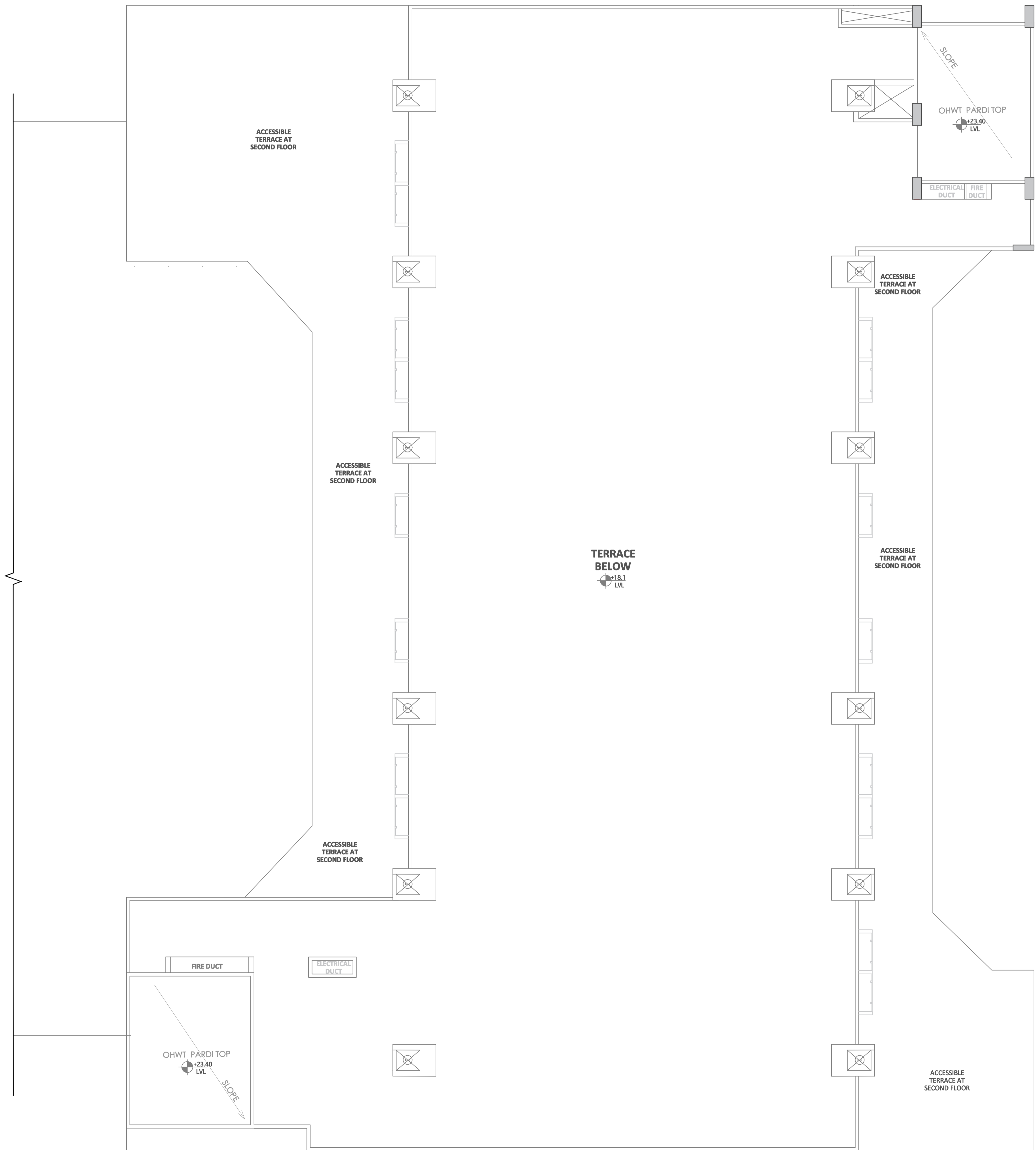
COMMISSIONER, YASHWANTRAO CHAVAN ACADEMY OF DEVELOPMENT ADMINISTRATION (YASHADA), TATHAWADE, PUNE.

JOB NO	DATE	SCALE	NORTH	DRAWN	CHECKED
	02/03/2024	1:100		AR.NUTAN AR.KALYANI	AR.P.S.SHIRKE G.G.BIRAGIDAR

CONSULTANT ARCHITECT:

COEP TECHNOLOGICAL UNIVERSITY, SHIVAJINAGAR, PUNE - 411 005

YASHADA CONVENTION CENTRE , TATHAWADE,PUNE ROOF PLAN	S.NO <b>07</b>
---------------------------------------------------------	-------------------



ROOF PLAN  
1:100 (A1)



NOTES:

- DRAWING AREAS TO BE READ AND NOT TO BE SCALED.
- ALL DIMENSIONS ARE IN MILLIMETERS UNLESS MENTIONED OTHERWISE.
- ANY DISCREPANCY FOUND SHOULD BE BROUGHT TO THE NOTICE OF THIS OFFICE.
- IMPLEMENTATION OF THE LAYOUT PLAN IS SUBJECT TO APPROVAL OF LOCAL BODY AND OTHER STATIONERY BODIES.

DOOR SCHEDULE

1.	D	1.5 M X 2.1 M
2.	D1	1.75 M X 2.5 M
3.	D2	1.8 M X 2.1 M
4.	D3	0.9 M X 2.1 M
5.	D3a	0.9 M X 2.1 M
6.	D4	0.8 M X 2.1 M
7.	D5	0.75 M X 2.1 M
8.	D6	1.5 M X 2.1 M

WINDOW SCHEDULE

1.	W1	2.0 M X 1.2 M
2.	W2	1.8 M X 1.2 M
3.	W4	1.2 M X 1.2 M
4.	W6	4.7 M X 2.98 M
5.	W7	3.5 M X 1.2 M
6.	W7a	6.0 M X 1.2 M

AREA STATEMENT

SEMINAR HALL: TOTAL BUILT-UP		
Sr.No.	FLOOR	BUILT-UP AREA (Sq.m.)
1	Ground Floor	1619.56
2	First Floor	1619.56
3	Second Floor	1193.9
4	Third Floor	1193.9
5	Terrace Floor	156.25
6	Total Area	5783.17

LEGEND

1. PLOT BOUNDARY : BLACK LINE	—————
2. PROPOSED WORK : RED LINE	—————
3. EXISTING WORK TO BE DEMOLISHED : YELLOW HATCH	▨
4. EXISTING WORK TO BE RETAINED : HATCH	▨
5. DRAINAGE LINE : BLACK DOTTED LINE	.....
6. WATER LINE : RED DOTTED LINE	.....

BRIEF SPECIFICATION

A. 230 MM THK EXTERNAL WALLS.
B. 150 MM THK INTERNAL WALLS.
C. R.C.C. SHEAR WALL.
D. 200 MM THK AAC BLOCK.
E. 12MM THK INT. PLATSER
F. 18MM THK EXT. PLATSER

CERTIFICATE OF AREA

CERTIFIED THAT THE PLOT UNDER REFERENCE WAS SURVEYED BY ME AND THE DIMENSIONS OF SIDES OF PLOT STATED ON PLAN ARE AS MEASURED ON SITE AND THE AREA SO WORKED OUT TALLIES WITH THE AREA STATED IN THE DOCUMENTS OWNERSHIP / T.P. SCHEME RECORDS / LAND RECORDS DEPT.

SIGN:

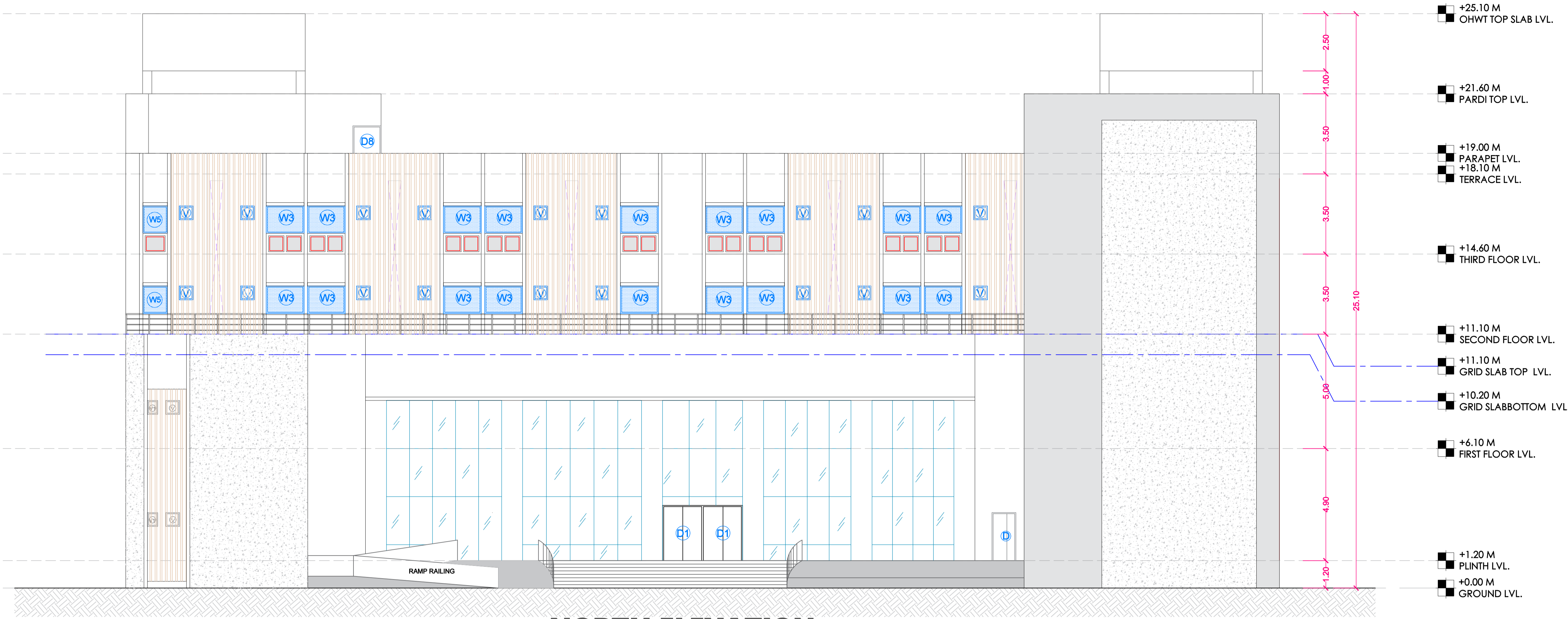
PROJECT:  
ARCHITECTS SIGN & STAMP:

OWNERS	SIGN
COMMISSIONER, YASHWANTRAO CHAVAN ACADEMY OF DEVELOPMENT ADMINISTRATION (YASHADA), TATHAWADE, PUNE.	

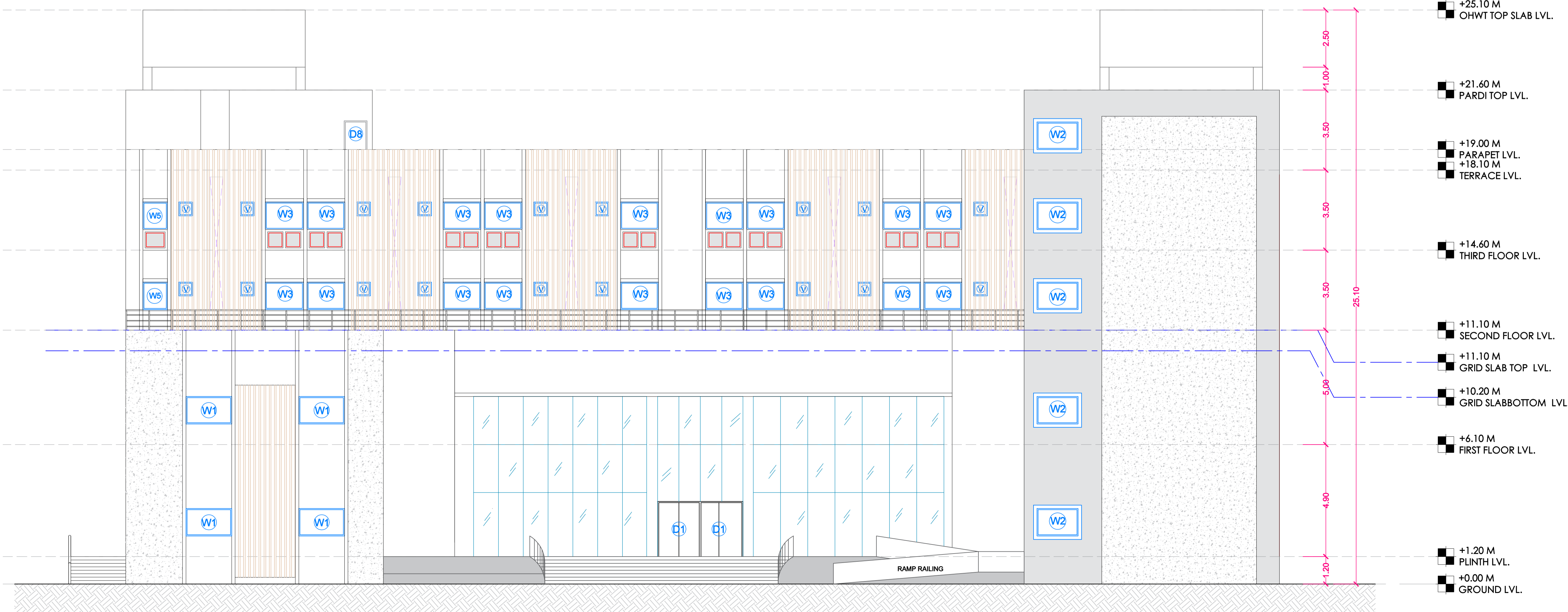
JOB NO	DATE	SCALE	NORTH	DRAWN	CHECKED
	02/03/2024	1:100		AR.NUTAN AR.KALYANI	AR.P.S.SHIRKE G.G.BIRAGDAR

CONSULTANT ARCHITECT:  
COEP TECHNOLOGICAL UNIVERSITY,  
SHIVAJINAGAR, PUNE - 411 005

YASHADA CONVENTION CENTRE , TATHAWADE,PUNE	S.NO
ELEVATION	08



**NORTH ELEVATION**



**SOUTH ELEVATION**



NOTES:

- DRAWING AREAS TO BE READ AND NOT TO BE SCALED.
- ALL DIMENSIONS ARE IN MILLIMETERS UNLESS MENTIONED OTHERWISE.
- ANY DISCREPANCY FOUND SHOULD BE BROUGHT TO THE NOTICE OF THIS OFFICE.
- IMPLEMENTATION OF THE LAYOUT PLAN IS SUBJECT TO APPROVAL OF LOCAL BODY AND OTHER STATIONERY BODIES.

DOOR SCHEDULE

No.	Symbol	Dimensions
1.	D	1.5 M X 2.1 M
2.	D1	1.75 M X 2.5 M
3.	D2	1.8 M X 2.1 M
4.	D3	0.9 M X 2.1 M
5.	D3a	0.9 M X 2.1 M
6.	D4	0.8 M X 2.1 M
7.	D5	0.75 M X 2.1 M
8.	D6	1.5 M X 2.1 M

WINDOW SCHEDULE

No.	Symbol	Dimensions
1.	W1	2.0 M X 1.2 M
2.	W2	1.8 M X 1.2 M
3.	W4	1.2 M X 1.2 M
4.	W6	4.7 M X 2.98 M
5.	W7	3.5 M X 1.2 M
6.	W7a	6.0 M X 1.2 M

AREA STATEMENT

SEMINAR HALL: TOTAL BUILT-UP		
Sr.No.	FLOOR	BUILT-UP AREA (Sq.m.)
1	Ground Floor	1619.56
2	First Floor	1619.56
3	Second Floor	1193.9
4	Third Floor	1193.9
5	Terrace Floor	156.25
6	Total Area	5783.17

LEGEND

1. PLOT BOUNDARY : BLACK LINE
2. PROPOSED WORK : RED LINE
3. EXISTING WORK TO BE DEMOLISHED : YELLOW HATCH
4. EXISTING WORK TO BE RETAINED : HATCH
5. DRAINAGE LINE : BLACK DOTTED LINE
6. WATER LINE : RED DOTTED LINE

BRIEF SPECIFICATION

- A. 230 MM THK EXTERNAL WALLS.
- B. 150 MM THK INTERNAL WALLS.
- C. R.C.C. SHEAR WALL.
- D. 200 MM THK AAC BLOCK.
- E. 12MM THK INT. PLATSER
- F. 18MM THK EXT. PLATSER

CERTIFICATE OF AREA

CERTIFIED THAT THE PLOT UNDER REFERENCE WAS SURVEYED BY ME AND THE DIMENSIONS OF SIDES OF PLOT STATED ON PLAN ARE AS MEASURED ON SITE AND THE AREA SO WORKED OUT TALLIES WITH THE AREA STATED IN THE DOCUMENTS OWNERSHIP / T.P. SCHEME RECORDS / LAND RECORDS DEPT.

SIGN:

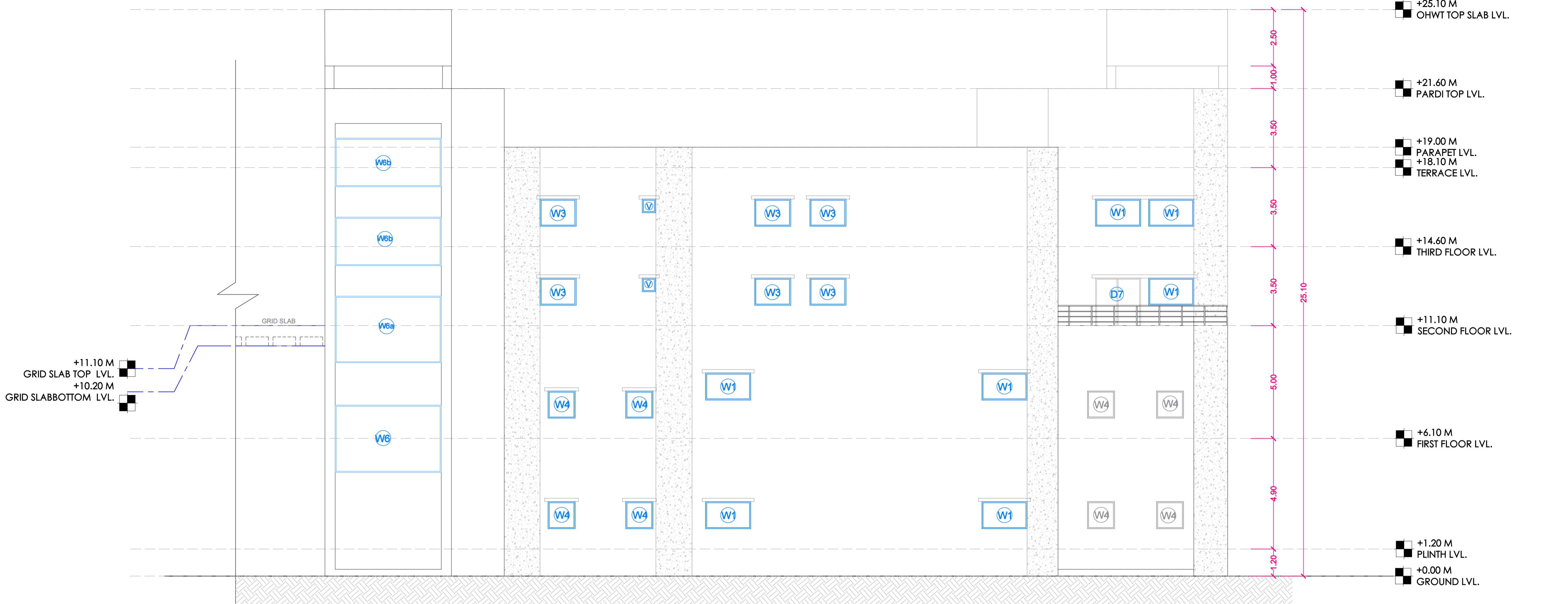
PROJECT:  
ARCHITECTS SIGN & STAMP:

OWNERS	SIGN
COMMISSIONER, YASHWANTRAO CHAVAN ACADEMY OF DEVELOPMENT ADMINISTRATION (YASHADA), TATHAWADE, PUNE.	


JOB NO	DATE	SCALE	NORTH	DRAWN	CHECKED
	02/03/2024	1:100		AR.NUTAN AR.KALYANI	AR.P.S.SHIRKE G.G.BIRAGDAR

CONSULTANT ARCHITECT:  
COEP TECHNOLOGICAL UNIVERSITY,  
SHIVAJINAGAR, PUNE - 411 005

YASHADA CONVENTION CENTRE , TATHAWADE,PUNE ELEVATION	S.NO
	09



**EAST ELEVATION**



**WEST ELEVATION**



NOTES:

- DRAWING AREAS TO BE READ AND NOT TO BE SCALED.
- ALL DIMENSIONS ARE IN MILLIMETERS UNLESS MENTIONED OTHERWISE.
- ANY DISCREPANCY FOUND SHOULD BE BROUGHT TO THE NOTICE OF THIS OFFICE.
- IMPLEMENTATION OF THE LAYOUT PLAN IS SUBJECT TO APPROVAL OF LOCAL BODY AND OTHER STATIONERY BODIES.

DOOR SCHEDULE

1.	D	1.5 M X 2.1 M
2.	D1	1.75 M X 2.5 M
3.	D2	1.8 M X 2.1 M
4.	D3	0.9 M X 2.1 M
5.	D3a	0.9 M X 2.1 M
6.	D4	0.8 M X 2.1 M
7.	D5	0.75 M X 2.1 M
8.	D6	1.5 M X 2.1 M

WINDOW SCHEDULE

1.	W1	2.0 M X 1.2 M
2.	W2	1.8 M X 1.2 M
3.	W4	1.2 M X 1.2 M
4.	W6	4.7 M X 2.98 M
5.	W7	3.5 M X 1.2 M
6.	W7a	6.0 M X 1.2 M

AREA STATEMENT

SEMINAR HALL: TOTAL BUILT-UP		
Sr.No.	FLOOR	BUILT-UP AREA (Sq.m.)
1	Ground Floor	1619.56
2	First Floor	1619.56
3	Second Floor	1193.9
4	Third Floor	1193.9
5	Terrace Floor	156.25
6	Total Area	5783.17

LEGEND

1. PLOT BOUNDARY : BLACK LINE	—————
2. PROPOSED WORK : RED LINE	—————
3. EXISTING WORK TO BE DEMOLISHED : YELLOW HATCH	—————
4. EXISTING WORK TO BE RETAINED : HATCH	—————
5. DRAINAGE LINE : BLACK DOTTED LINE	.....
6. WATER LINE : RED DOTTED LINE	.....

BRIEF SPECIFICATION

A. 230 MM THK EXTERNAL WALLS.
B. 150 MM THK INTERNAL WALLS.
C. R.C.C. SHEAR WALL.
D. 200 MM THK AAC BLOCK.
E. 12MM THK INT. PLATSER
F. 18MM THK EXT. PLATSER

CERTIFICATE OF AREA  
 CERTIFIED THAT THE PLOT UNDER REFERENCE WAS SURVEYED BY ME AND THE DIMENSIONS OF SIDES OF PLOT STATED ON PLAN ARE AS MEASURED ON SITE AND THE AREA SO WORKED OUT TALLIES WITH THE AREA STATED IN THE DOCUMENTS OWNERSHIP / T.P. SCHEME RECORDS / LAND RECORDS DEPT.

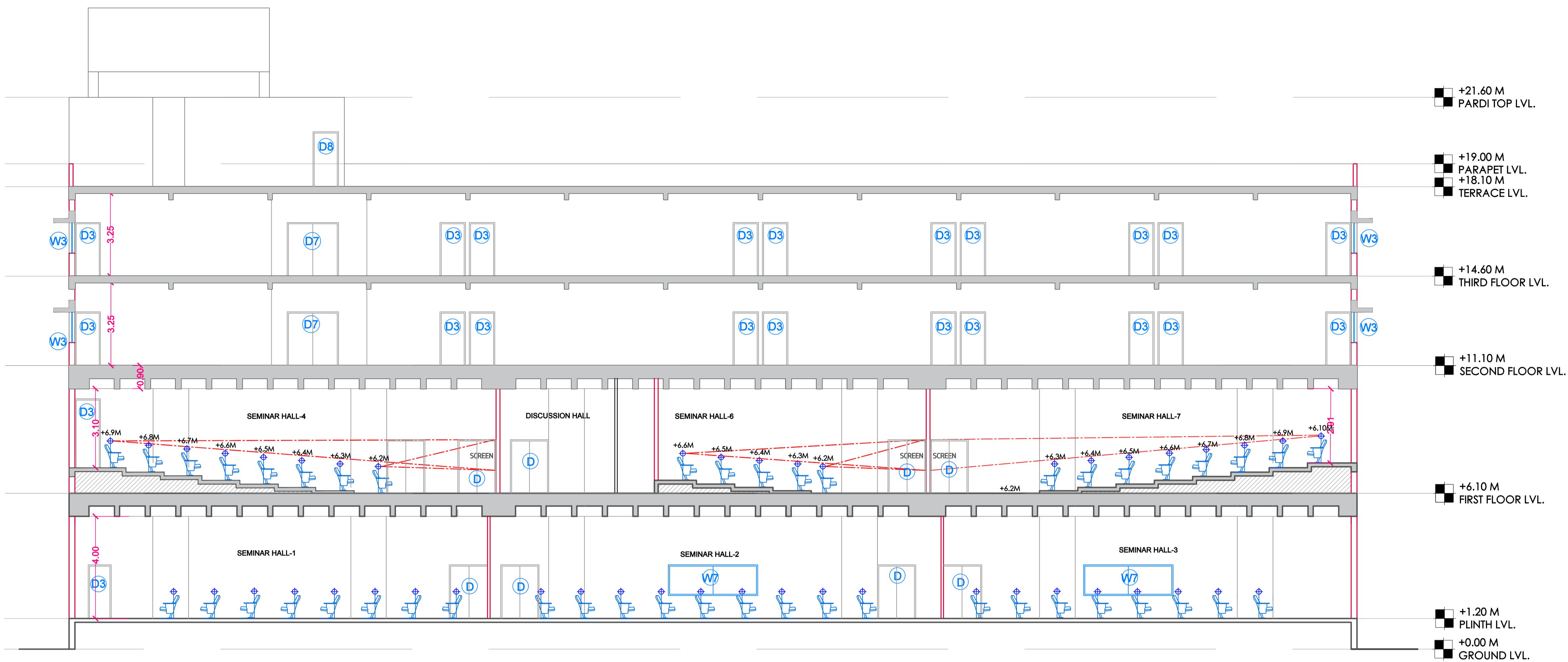
SIGN:

PROJECT:  
 ARCHITECTS SIGN & STAMP:

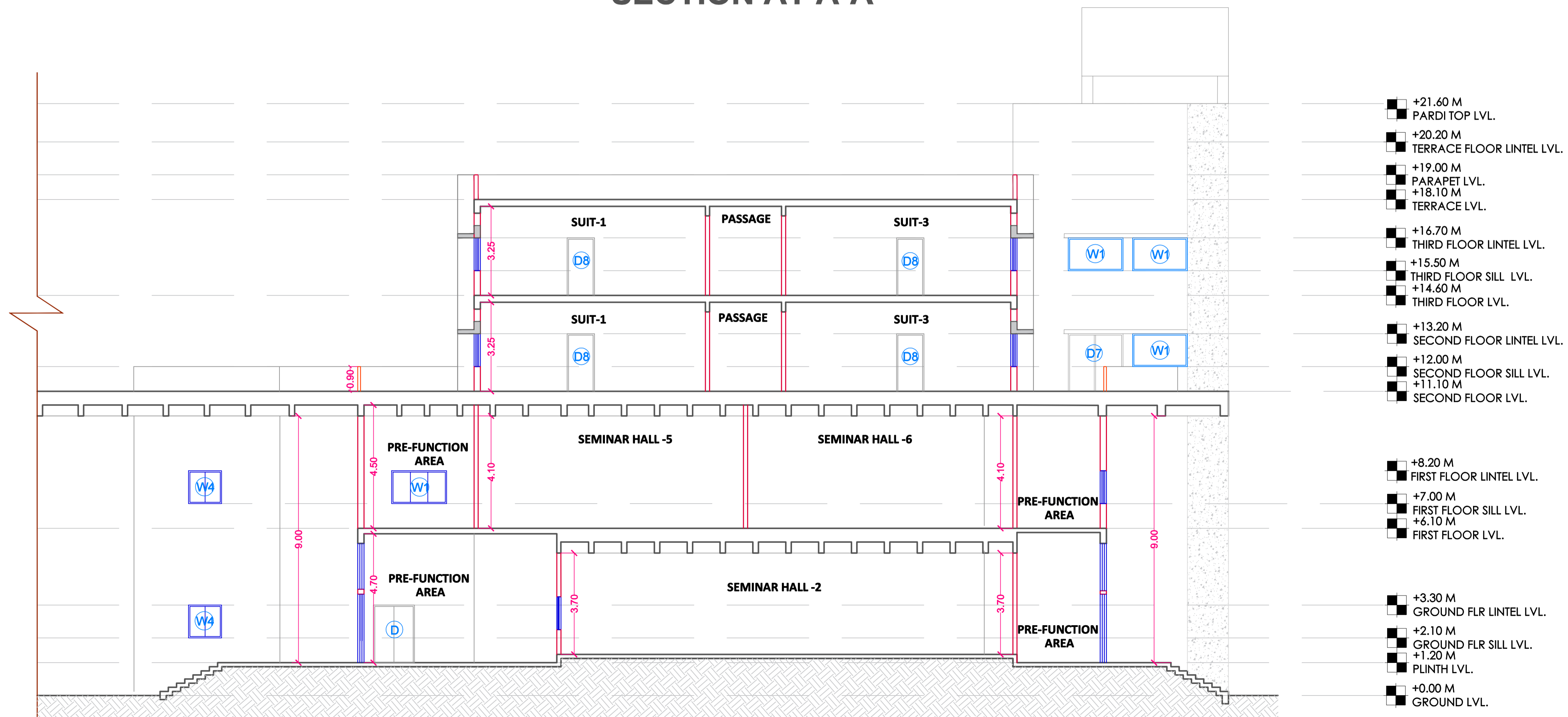
OWNERS	SIGN
COMMISSIONER, YASHWANTRAO CHAVAN ACADEMY OF DEVELOPMENT ADMINISTRATION (YASHADA), TATHAWADE, PUNE.	

JOB NO	DATE	SCALE	NORTH	DRAWN	CHECKED
	02/03/2024	1:100		AR.NUTAN AR.KALYANI	AR.P.S.SHIRKE &G.BIRAGDAR

CONSULTANT ARCHITECT:  
 COEP TECHNODLOGICAL UNIVERSITY, SHIVAJINAGAR, PUNE - 411 005



SECTION AT A-A'



SECTION AT B-B'



LIST OF APPROVED MAKES OF MATERIALS FOR PLUMBING AND SANITARY WORKS		
S.NO	MATERIALS	BRAND
1	Sanitaryware and chrome plated fittings.	
1.01	EWC-wall hung with p trap	Jaquar/Hindware
1.02	EWC-Plastic seats and covers	Jaquar/Hindware
1.03	EWC-Flush tank	Jaquar/Hindware
1.04	Wash hand basin	Jaquar/Hindware
1.05	Basin Waste coupling- Full thread	Jaquar/Hindware
1.06	Bottle Trap	Jaquar/Hindware
1.07	Stainless steel Sink - without drainboard	Jaquar/Hindware
1.08	Pillar taps for wash hand basin	Jaquar/Hindware
1.09	Basin Mixer for wash hand basin	Jaquar/Hindware
1.10	Bib taps	Jaquar/Hindware
1.11	Sink cock swan type	Jaquar/Hindware
1.12	Four way divertor	Jaquar/Hindware
1.13	Spout	Jaquar/Hindware
1.14	Shower arm	Jaquar/Hindware
1.15	Shower rose	Jaquar/Hindware
1.16	One way Angle valves	Jaquar/Hindware
1.17	Health faucet	Jaquar/Hindware
1.18	CP cockroach trap	Chilly
1.19	CP jalli for floor trap	Chilly
2	cPVC pipes and fittings.	Astral / Ashirwad / Supreme.
3	a) GI PIPES	TATA / JINDAL / ZENITH
4	b) uPVC Sch 80 / 40 pipes and fittings.	Astral / Ashirwad / Supreme.
5	c) HDPE piping	Supreme / Reliance / Jain
6	d) Brass ball valves	GIACOMINI / RB / ZOLOTO
7	e) Wafer type check valves	Advance / Kalpana / Kirloskar
8	f) Strainers	Arrko / Zoloto / Sant
9	g) Butterfly Valve (G.O. /L.O. )	Advance / Intervalve / Kirloskar
10	h) Motorized Butterfly Valve	Lehri valves / Johnson controls / Honeywell
11	Float valves.	Normax / Lehri valves / Sant
12	Air release valves	Giacomini / RB / Zoloto
13	Pressure regulating valves	Giacomini / RB / Zoloto
14	Pressure gauge	Wika / H.Guru / Fiebig
15	Foot Valve With Strainer	Normax / Kirloskar / Zoloto
16	Water meter	Capstan
17	Three way mixing valve	Honeywell / Giacomini
18	uPVC DWV piping	Supreme / Ashirwad / Astral
19	HDPE DWV piping	Geberit / Akatherm / Valsir
20	Air admittance valves	Studor / Geberit / Durgo.
21	Air release valves with carbon filter.	Studor.
22	R.W collection units PVC	Supreme / Prince / Astral
23	R.W. piping uPVC SWR Type B	Supreme / Ashirwad / Astral / Prince
24	Pre-fab chambers and covers	Supreme / Hunter / Astral
25	R.C.C. chamber covers.	ISI marked.
26	FRP / PP / HDPE chamber covers	Thermodrain / Strong drain / Astral
27	C.I. / D.I. chamber covers	Neco / Bengal iron
28	R.C.C. Pipes	ISI marked.
29	Hollow core pipes	Supreme
30	Foam core pipes	Astral
31	Corrugated pipes	D-rex
32	Pre fab channels	ACO / Mufle / SNK
33	Back flow preventer	ACO
34	Bore well submersible pumps	Kirloskar / CRI / Shakti
35	Dewatering pumps for storm water	DP / EBARA / Grundfoss



S.NO	MATERIALS	BRAND
36	Sewage pumps	DP / EBARA / Grundfoss
37	Vertical Inline pumps	DP / EBARA / Grundfoss
38	Pump control panels for HPN	DP / EBARA / Grundfoss
39	Daiphragm tanks	Wellmate / Zilmet / Pentair / CIMM
40	Electrical Switch Gear &	L&T, Siemens , English Electric
41	Cables	Polycab / Gloster / Nicco / Asian(Rpg) /Cci
42	Single Phasing Preventer	Siemens, Minilec, L & T
43	Pressure Switches	Indfoss /Switzer
44	Level Controller	Ital / Technicka / Techtrol
45	Contactator	L& T / Siemens
46	Cable Gland.	Commex / Power / Grip well
47	Power Capacitor	L&T / Crompton / Asian / Ducati
48	Fastener	Hilti / Fischer
49	Pipe Hangers And Threaded Rods	Chilly /GMGR / Hitech

**NOTE- CP Sanitaryware model selection to be done by client**



YASHADA_Auditorium Buildingh_DOOR SCHEDULE											
Sr No	DOOR TAG	Frame Size		SILL (BOTTOM)	LINTEL (TOP)	LOCATION	No of Leaves	TYPE	FRAME	FINISHES	
		Width	Height								
1	Ground Floor	D	2000	2100	0		Auditorium Entry-Exit/ Fire Exit	2	Wood	T.W Wood	Veneer
		D1	1000	2100	0		Manager's Cabin/Cabin/AHU Room/Store Room/Green Room/ Guest Lodge/Pantry/ Collection	1	Flush	T.W Wood	Veneer
		D1a	1000	2100	0		Manager's Cabin/Cabin	1	Glass	Aluminium	
		D1b	1000	2100	0		Handicapped Toilet	1	PVC-2 way Swing	Granite	
		D2	900	2100	0		Fire duct/E.L.V.Hub/Electrical Room	1	MS	MS	MS
		D2a	900	2100	300		Rain Water Shaft	1	MS	MS	MS
		D3	800	2100	0		I.W.C./Bath	1	Flush	Granite	Veneer
		D4	1350	2100	0		Loading-Unloading	2	Flush	T.W	Veneer
		D5	1200	2100	0		Toilet (Beside Electrical Room)	1	PVC	MS	
		D6	750	2100	0		Toilet Door (For Green Room & Hall)	1	PVC	MS	
D7	1200	2100	0		Hall	2	Flush	T.W Wood	Veneer		
D8	2000	2100	0		Main Entry	1	Wood- 2 Way Glass	T.W Wood	Veneer		
		3000	2100	0		Store Room	1	Rolling Shutter	T.W Wood	Veneer	

YASHADA_Auditorium Buildingh_WINDOW SCHEDULE											
Sr No	WINDOW TAG	Frame Size		SILL (BOTTOM)	LINTEL (TOP)	LOCATION	MATERIAL	FRAME			
		Width	Height								
2	Ground Floor	W	1300	8650	900	5300	Pre-Function Area	Fixed Glass	Aluminium	3 Tracks	
		W1	2000	1200	900	2100	AHU/ Maintenance Room	Polycarbonate	Aluminium	3 Tracks	
		W1a	2000	1200	900	2100	Staircase Mid-landing	Laminated Glass	Aluminium	3 Tracks	
		W2	2000	1200	900	2100	Toilets- East & West Sides		Aluminium	3 Tracks	
		W2a	2000	1200	900	2100	AHU Room		Aluminium	3 Tracks	
		W3	900	1200	900	2100	Electrical Room		Aluminium	3 Tracks	
		W4	1800	1200	900	2100	Hall		Aluminium	3 Tracks	
		W5	2550	1200	900	2100	VIP Guest Lounge-2		Aluminium	3 Tracks	
		W6	2500	1200	900	2100	VIP Guest Lounge-1 Green Rooms		Aluminium	3 Tracks	
		V	430	600	1200	2100	Female Toilet (I.W.C)-East & Male/Female Toilet (E.W.C/Bath)/Handicap Toilet/ Green Room Toilets	Louvers	Aluminium		
		V1	600	600	1200	2100	Male Toilet (I.W.C)-East & West	Louvers	Aluminium		
		V2	230	600	1200	2100	Male Toilet (I.W.C)-East & West	Louvers	Aluminium		
		V3	900	600	1200	2100	Toilet (Beside Electrical Room-on South East Side)	Louvers	Aluminium		

YASHADA_Seminar halls & Guest House Building_DOOR SCHEDULE											
Sr No	DOOR TAG	Frame Size		SILL (BOTTOM)	LINTEL (TOP)	LOCATION	No of Leaves	TYPE	FRAME	FINISHES	
		Width	Height								
1	Ground Floor	D	1500	2100	0	2100	Seminar Halls/Kitchen/ Store Area	2	Flush	T.W	Veneer
		D1	1750	2500	0	2500	Main Entry/ Back Entry	2	Wood	T.W	Veneer
		D2	1800	2100	0		Kitchen Back Entry	2	Flush	T.W	Veneer
		D3	900	2100	0		Toilet	1	PVC	MS	
		D3a	900	2100	0		Pantry/ Electrical Room	1	Flush	T.W	Veneer
		D4	800	2100	0		Toilet Cubicles	1	Ready made		
		D5	750	2100	0		Toilet Cubicles	1	MS	MS	
2	First Floor	D	1500	2100	0	2100	Staircase-	2	Flush	T.W	Veneer
		D3	900	2100	0	2100	Seminar Halls/Conference Hall	2	Flush	T.W	Veneer
		D3a	900	2100	0	2100	Toilet	1	PVC	MS	
		D4	800	2100	0	2100	Pantry/ Electrical Room	1	Flush	T.W	Veneer
		D6	800	2100	0	2100	Toilet Cubicles	1	Ready made		
		D7	1500	2100	0	2100	Staircase-	2	Flush	T.W	Veneer
		D7	2000	2100	0	2100	Staircase Passage	2	Wood	T.W	Veneer
3	Second Floor	D3	900	2100	0	2100	Toilet	1	PVC	MS	
		D6	1500	2100	0	2100	Staircase-	2	Flush	T.W	Veneer
		D7	2000	2100	0	2100	Staircase Passage	2	Flush	T.W	Veneer
		D8	1000	2100	0	2100	Terrace Entry/ Store/Utility/Room & Suit Entries	1	Flush	T.W Wood	Veneer
4	Third Floor	D3	900	2100	0	2100	Toilet	1	PVC	MS	
		D6	1500	2100	0	2100	Staircase-	2	Flush	T.W	Veneer
		D7	2000	2100	0	2100	Staircase Passage	2	Flush	T.W	Veneer
		D8	1000	2100	0	2100	Terrace Entry/ Store/Utility/Room & Suit Entries	1	Flush	T.W Wood	Veneer

YASHADA_Seminar Halls & Guest House Building_WINDOW SCHEDULE											
Sr No	WINDOW TAG	Frame Size		SILL (BOTTOM)	LINTEL (TOP)	LOCATION	MATERIAL	FRAME			
		Width	Height								
1	Ground Floor	W1	2000	1200	900	2100	Seminas hall/ Pre function Area/ Store Area/ Kitchen	Polycarbonate	Aluminium	3-track	
		W2	1800	1200	900	2100	Staircase Passage		Aluminium	3-track	
		W4	1200	1200	900	2100	Toilets/ Staircase Passage/ Store Area/ Pantry		Aluminium	3-track	
		W6	5000	1200	900	2100	Staircase Landings		Aluminium	3-track	
		V	600	600	1200	2100	Toilets	Louvers	Aluminium		
		2	First Floor	W1	2000	1200	900	2100	Seminas hall/ Pre function Area/ Conference Hall	Polycarbonate	Aluminium
W2	1800			1200	900	2100	Staircase Passage		Aluminium	3-track	
W4	1200			1200	900	2100	Toilets/ Staircase Passage/ Conference/ Pantry		Aluminium	3-track	
W6	5000			1200	900	2100	Staircase Landings		Aluminium	3-track	
V	600			600	1200	2100	Toilets	Louvers	Aluminium		
W	2400			1200			Suits		Aluminium	3-track	



3	Second Floor	W1	2000	1200	900	2100	Staircase Passage	Polycarbonate	Aluminium	3-track
		W2	1800	1200	900	2100	Staircase Passage		Aluminium	3-track
		W3	1600	1200	900	2100	Rooms		Aluminium	3-track
		W5	3500	1200	900	2100	Store/Utility		Aluminium	3-track
		W6	5000	1200	900	2100	Staircase Landings		Aluminium	3-track
		V	600	600	1200	2100	Toilets	Louvers	Aluminium	
		W	2400	1200			Suits		Aluminium	3-track
4	Second Floor	W1	2000	1200	900	2100	Staircase Passage	Polycarbonate	Aluminium	3-track
		W2	1800	1200	900	2100	Staircase Passage		Aluminium	3-track
		W3	1600	1200	900	2100	Rooms		Aluminium	3-track
		W5	3500	1200	900	2100	Store/Utility		Aluminium	3-track
		W6	5000	1200	900	2100	Staircase Landings		Aluminium	3-track
		V	600	600	1200	2100	Toilets	Louvers	Aluminium	